


ARCHITECTURAL INTEGRAL LED PENDANTS



ONLINE CONFIGURATORSM



The online JESCO ConfiguratorSM is a simple-to-use, step-by-step design guide. The program, found on our website, takes the architect or designer through the entire design process, from selection of the fixture's shade diameter, method of hanging, shade selection, and finally, accessories.



Once the desired fixture is built, a rendering of the customized fixture, along with a bill of material that includes ordering information and product specifications will be generated. The information can be printed or emailed from our website: <https://goo.gl/3quQAY>

ARCHITECTURAL PENDANTS

JESCO LIGHTING is pleased to bring you our newest aluminum die-cast Architectural Pendant now with an integral high output COB LED. Precision engineered with the most technically advanced components, this unique system provides the architect, lighting designer or interior designer the ability to customize the form and function of a pendant for modern high-end residential and commercial interiors to provide a consistent lighting design throughout a space.

Available in four sizes ranging from a residential 6"- to a commercial 16"-diameter, the Pendants can be hung via a rigid rod or suspended by aircraft cables. Select from three types of shades: Pressed Glass Refractor, Cased Glass Diffuser, each available in various vivid colors, or an Aluminum Reflector. Complete the look with accessories such as glass lenses, lens inserts and aluminum hoods.

The Architectural Pendants allow perfect visual integration in ceilings; high output LEDs offer smooth 0-10V dimming control and effective performance to meet any specific application needs. Its customizability creates signature looks and bold visual statements for modern architectural interiors – an exceptional lighting solution for residential, commercial, retail and institutional applications.

TO CUSTOM BUILD A PENDANT

- 1 - SELECT SHADE DIAMETER
- 2 - SELECT SUSPENSION METHOD
- 3 - SELECT LED HUSK CCT/CRI
- 4 - SELECT SHADE
- 5 - SELECT ACCESSORIES



For Wall Sconce versions and other lamp sources, see our original Architectural Pendants and Wall Sconces catalog.



TO ORDER

1

SIZE



2

SUSPENSION

Ø	Aircraft Cable Suspension with Driver Box	Aircraft Cable Suspension	Rod Suspension
6"	AP06C3-LED		
9"	AP09C3-LED		
12"		API2C3-LED	API2C1-LED
16"		API6C3-LED	API6C1-LED



AIRCRAFT CABLE SUSPENSION FOR 6" & 9" DIAMETER SIZES

- Canopy with Driver Box
- 10' Adjustable Aircraft Cables
- 10' Black Cord (field-cutttable)
- Grey powder coated finish



AIRCRAFT CABLE SUSPENSION FOR 12" & 16" DIAMETER SIZES

- Canopy
- 10' Adjustable Aircraft Cables
- 10' Black Cord (field-cutttable)
- Grey powder coated finish



ROD SUSPENSION FOR 12" & 16" DIAMETER SIZES

- Canopy
- (2) 5' Downrods (field-cutttable)
- Grey powder coated finish

3

LED INTEGRAL HUSK / CCT / CRI

Ø	LED Integral Husk	CCT
6"	AP06H-LED	2790 - 2700K 90CRI
9"	AP09H-LED	3090 - 3000K 90CRI
12"	API2H-LED	3590 - 3500K 90CRI
16"	API6H-LED	4090 - 4000K 90CRI

Note: For 97 CRI options contact factory

Ø	Watt	Lumens
6"	19W	1,553Lm @3000K 90CRI
9"	29W	2,486Lm @3000K 90CRI
12"	70W	5,691Lm @3000K 90CRI
16"	99W	10,200Lm @3000K 90CRI

Based on measurements with White Cased Glass Diffuser



INTEGRAL LED HUSK

- Integral COB LED
- 3-step MacAdam LEDs
- 0-10V Dimming
- Grey powder coated finish

4

SHADE OPTIONS

Ø	Pressed Glass Refractor	Cased Glass Diffuser	Aluminum Reflector
6"	AP06S01 AM - Amber AP06S01 BU - Cobalt Blue AP06S01 CL - Clear AP06S01 WH - White	AP06S02 AM - Amber AP06S02 BU - Cobalt Blue AP06S02 WH - Opal White	AP06S04
9"	AP09S01 AM - Amber AP09S01 BU - Cobalt Blue AP09S01 CL - Clear AP09S01 WH - White	AP09S02 AM - Amber AP09S02 BU - Cobalt Blue AP09S02 WH - Opal White	AP09S04
12"	API2S01 AM - Amber API2S01 BU - Cobalt Blue API2S01 CL - Clear API2S01 WH - White	API2S02 AM - Amber API2S02 BU - Cobalt Blue API2S02 WH - Opal White	API2S04
16"		API6S02 AM - Amber API6S02 BU - Cobalt Blue API6S02 WH - Opal White	API6S04

PRESSED GLASS REFRACTORS



CASED GLASS DIFFUSERS


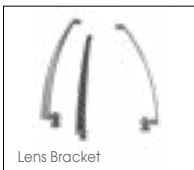


REFLECTOR



5

OPTIONAL ACCESSORIES



Ø	Lens Bracket*	Frosted Lens	Clear Lens with Frosted Center	Clear Lens with Open Center	Clear Lens Insert**	Aluminum Hood
6"	AP06A-LB	AP06A-L01	AP06A-L02	AP06A-L03	AP06A-L03ICL	AP06S09
9"	AP09A-LB	AP09A-L01	AP09A-L02	AP09A-L03	AP09A-L03ICL	AP09S09
12"	API2A-LB	API2A-L01	API2A-L02	API2A-L03	API2A-L03ICL	API2S09
16"	API6A-LB	API6A-L01	API6A-L02	API6A-L03	API6A-L03ICL	API6S09

* Required with all lenses

** Requires L03 Lens

Specifications subject to change without notice. For latest specs visit www.jescolighting.com

ARCHITECTURAL PENDANTS



Aircraft Cable Suspension
Amber Pressed Glass Refractor
Lens Bracket
Clear Lens with Frosted Center

Aircraft Cable Suspension
with Driver Housing
Amber Cased Glass Diffuser
Aluminum Hood
Lens Bracket
Frosted Lens

Rod Suspension
Aluminum Reflector
Lens Bracket
Clear Lens with Open Center
Clear Lens Insert

Rod Suspension
Cobalt Blue Cased Glass Diffuser
Open Bottom



For more details and product specifications please visit
JESCOLIGHTING.COM



NEW YORK
CORPORATE OFFICE
15 Harbor Park Drive
Port Washington NY 11050
TEL 800 527 7796
FAX 855 265 5768

LOS ANGELES
219 South 6th Avenue
City of Industry CA 91746
TEL 626 333 3661
TEL 855 654 0110
FAX 626 333 2955

DALLAS SHOWROOM
Dallas Trade Mart
Showroom TM 4313
2100 N. Stemmons Freeway
Dallas TX 75207

JESCOLIGHTING.COM
info@jescolighting.com

© 2018 JESCO LIGHTING

LCAT-AP-LED

