

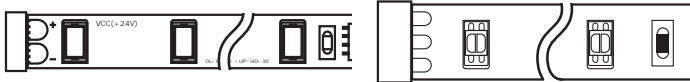


ME SERIES CHANNEL

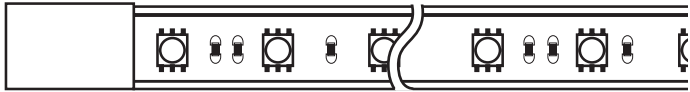
CHANNELS FOR FLEX SERIES LED STRIP
MEDIUM PROFILE MOUNTING CHANNELS

Type	
Project	
Catalog No.	


LED FLEX STRIP WITH CONNECTOR (SCALE 1:1) CHOOSE CHANNEL BASED ON LED STRIP




1 DL-FLEX/DL-FLEX2-UP, -HO, -ULTRA, -RGB, -CTA



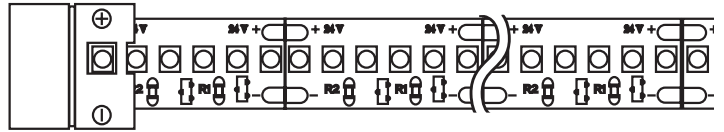
2 DL-FLEX-WETCC*



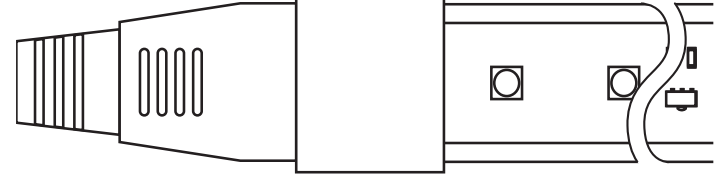
3 DL-FLEX/DL-FLEX2-RGB-HD, -FS, -SC, -SHD, -SHO



4 DL-FLEX2-RGBW, RGBWW, ODX*



5 DL-FLEX-HD

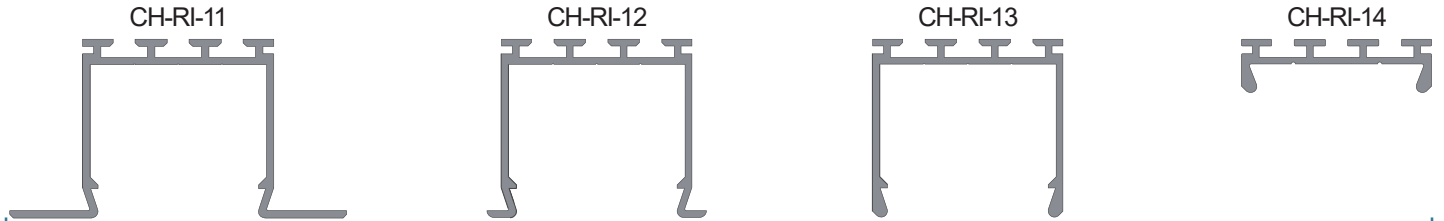


6 DL-AC-FLEX (INFINA®)*

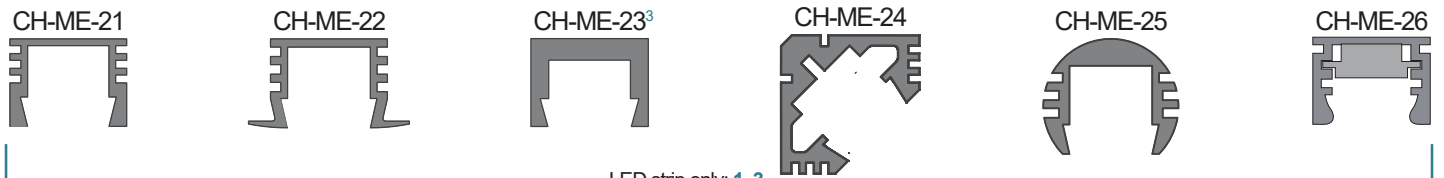


7 DL-FLEX-ACX (INFINA® ACX™)*

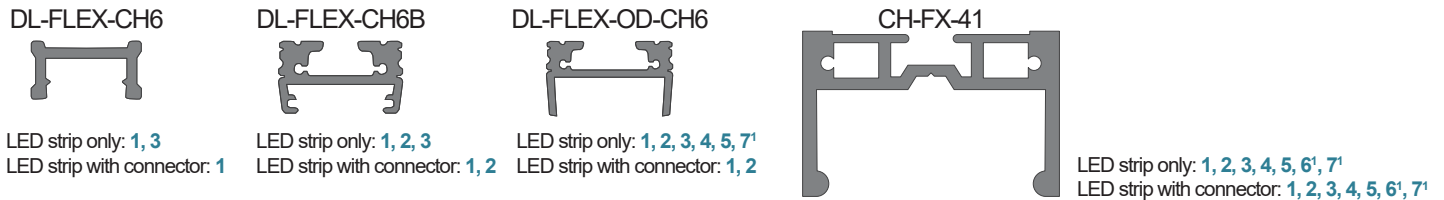
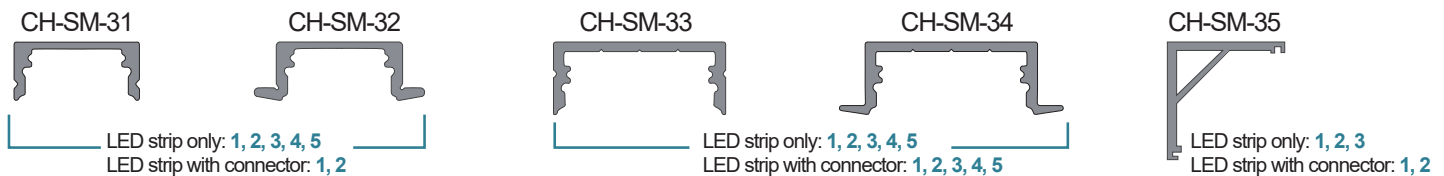
CHANNEL OPTIONS (SCALE 1:1) SHOWN WITHOUT LENS



LED strip only: 1, 2, 3, 4, 5, 6^{1,2}, 7¹
LED strip with connector: 1, 2, 3, 4, 5, 7¹



LED strip only: 1, 3
LED strip with connector: 1



DL-FLEX-CH6: LED strip only: 1, 3; LED strip with connector: 1
DL-FLEX-CH6B: LED strip only: 1, 2, 3; LED strip with connector: 1, 2
DL-FLEX-OD-CH6: LED strip only: 1, 2, 3, 4, 5, 7¹; LED strip with connector: 1, 2
CH-FX-41: LED strip only: 1, 2, 3, 4, 5, 6¹, 7¹; LED strip with connector: 1, 2, 3, 4, 5, 6¹, 7¹

*For outdoor applications, order channel only or install without lens. ¹ Additional mounting accessories may be required, contact factory.
² Face-Up applications, indoor only.
³ Not suitable with LED strips over 3 Watt per foot.



ME SERIES CHANNEL

CHANNELS FOR FLEX SERIES LED STRIP
MEDIUM PROFILE MOUNTING CHANNELS

Type	
Project	
Catalog No.	

CHANNEL FEATURE MATRIX

KEYS FOR FLEX STRIP FITTING

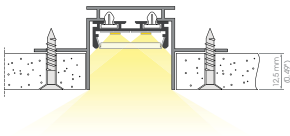
- Fits LED strip and connector
- Fits LED strip only
- Does not fit

DL-FLEX/FLEX2-UP, -UP-HO, -UP-ULTRA, -UP-RGB	CH-RI-11	CH-RI-12	CH-RI-13	CH-RI-14	CH-ME-21	CH-ME-22	CH-ME-23	CH-ME-24	CH-ME-25	CH-ME-26	CH-SM-31	CH-SM-32	CH-SM-33	CH-SM-34	CH-SM-35	DL-FLEX-CH6	DL-FLEX-CH6B	DL-FLEX-OD-CH6	CH-FX-41
DL-FLEX/FLEX2-CTA	■	■	■	■	■	■	■	■	■	■	■	■	■	■	■	■	■	■	■
DL-FLEX2-FS, -SC, -SHD, -SHO, -RGB-HD	■	■	■	■	■	■	■	■	■	■	■	■	■	■	■	■	■	■	■
DL-FLEX2-HD	■	■	■	■							■	■	■	■	■	■	■	■	■
DL-FLEX2-RGBW, -RGBWW	■	■	■	■							■	■	■	■	■	■	■	■	■
DL-FLEX-WETCC	■	■	■	■							■	■	■	■	■	■	■	■	■
DL-FLEX-ODX	■	■	■	■							■	■	■	■	■	■	■	■	■
DL-AC-FLEX (INFINA®)	■	■	■	■															■
DL-AC-FLEX (INFINA® ACX™)	■	■	■	■															■

Surface Mounting			C	C/E	D		D	D	D	D	D		D		D	D	D/E	D/E	E/H
45° Mounting																			
Recessed - For Miter Grooves					F	G					F	G	F	G					
Rough-in - For Walls & Ceilings	A/B	A	A	A															
Adjustable Mounting																			
Outdoor Mounting																			
Flangeless			•	•	•	•	•	•	•	•	•	•	•	•	•	•	•	•	•
Flanged	•	•																	
Lens included																			
Lensless																			
Lens - UV and Fire Rated up to 240F Option	•	•	•	•	•	•	•	•	•	•	•	•	•	•	•	•	•	•	•
Small Profile Depth - Diffused Light											•	•	•	•	•				
Medium Profile Depth - More Diffused Light					•	•	•	•	•	•									
Large Profile Depth - Best Diffused Light	•	•	•	•															•
Aluminum - Anodized	•	•	•	•	•	•	•	•	•	•	•	•	•	•	•	•	•	•	•
MDF (easily paintable)																			
6' Length																			
6 1/2' (78-3/4") Length	•	•	•	•	•	•	•	•	•	•	•	•	•	•	•	•	•	•	•

SUGGESTED MOUNTING TECHNIQUES

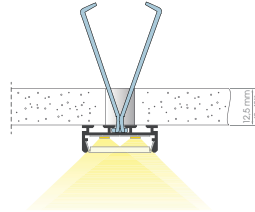
A Drywall Recessed Rough-In Mounting with Channel Housing



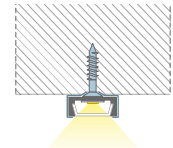
B Drywall Recessed Rough-In Mounting with Spring Clip



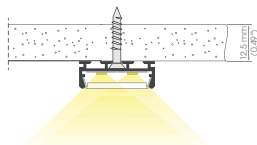
C Surface Mounting onto Drywall or Drop Ceilings



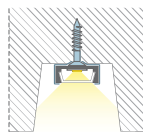
D Surface Mounting with Bracket



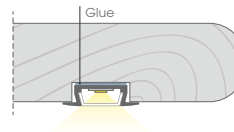
E Surface mounting by Sliding onto Flat Head Screws



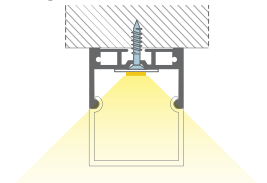
F Recessed Mounting into Mitered Groove with Bracket



G Recessed Mounting into a Mitered Groove using a flanged Channel



H Surface mount with screw through channel





ME SERIES CHANNEL

CHANNELS FOR FLEX SERIES LED STRIP
MEDIUM PROFILE MOUNTING CHANNELS

Type	
Project	
Catalog No.	

MEDIUM PROFILE SERIES for surface mount and recessed installation

CH-ME-21, -22, -23 Compatibility

UP SERIES	-CTA	-FS	-FC	-SHO	-SHD	-RGB-HD	-HD	-RGBW	-RGBW	-WETCC	-ODX	INFINA®	ACX™
■	■	■	■	■	■	■							

■ Fits LED strip and connector ■ Fits LED strip only ■ Does not fit

CHANNEL	<p>CH-ME-21 78-3/4" Anodized aluminum channel for surface mounting or recessed installation. UL recognized.</p>	<p>CH-ME-22 78-3/4" Anodized aluminum channel with flange for grooves and recessed installation. UL recognized.</p>	<p>CH-ME-23 39-3/8" MDF channel. Paintable to match installation environment. MDF cannot be exposed to extreme heat, humidity, or water. Not suitable for 3W/Ft or more LED flex strips</p>

LENS COVER	<p>CH-ME-LC-OP 50% Light Transmittance Opal thermal plastic cover for CH-ME Series. UV rated, fire retardant, can withstand up to 240 degree F. UL recognized.</p>	<p>CH-ME-LC-FR 70% Light Transmittance Frosted thermal plastic cover for CH-ME Series. UV rated, fire retardant, can withstand up to 240 degree F. UL recognized.</p>	<p>CH-ME-LENS- FOCUS 90% Light Transmittance Clear Focusing Lens Allows for 10 degree beam angle of light output.</p>
	<p>120° Beam Spread</p>	<p>10° Beam Spread</p>	

ENDCAPS	<p>CH-ME-21-LEC Live End Cap (Gray) for CH-ME-21. For use with hardwire connection. Endcap takes up 0.3" (7.5mm) of space within the channel</p>	<p>CH-ME-21-DEC Dead End Cap(Gray) for CH-ME-21. Endcap takes up 0.3" (7.5mm) of space within the channel</p>	<p>CH-ME-22-LEC Live End Cap (Gray) for CH-ME-21. For use with hardwire connection. Endcap takes up 0.3" (7.5mm) of space within the channel</p>	<p>CH-ME-22-DEC Dead End Cap (Gray) for CH-ME-21. Endcap takes up 0.3" (7.5mm) of space within the channel</p>	<p>CH-ME-23-LEC Live End Cap (White) for CH-ME-22. For use with hardwire connection Allow at least 1/2" of spacing within the channel for the power connector.</p>	<p>CH-ME-23-DEC Dead End Cap (White) for CH-ME-23.</p>

MOUNTING	<p>CH-ME-BR Mounting Bracket for CH-ME-21 Add 0.10" (3mm) to the channel's overall height</p>		<p>CH-ME-BR can hold 2 pieces of channels together.</p>



ME SERIES CHANNEL

CHANNELS FOR FLEX SERIES LED STRIP
MEDIUM PROFILE MOUNTING CHANNELS

Type	
Project	
Catalog No.	

MEDIUM PROFILE SERIES for surface mount and recessed installation

CH-ME-24, -25 Compatibility

-UP SERIES	-CTA	-FS	-FC	-SHO	-SHD	-RGB-HD	-HD	-RGBW	-RGBW	-WETCC	-ODX	INFINA®	ACX™
■	■	■	■	■	■	■	■	■	■	■	■	■	■

■ Fits LED strip and connector ■ Fits LED strip only ■ Does not fit

CHANNEL

CH-ME-24
78-3/4" 45 degree anodized aluminum channel for surface mounted installations. UL recognized.

CH-ME-25
78-3/4" Round anodized aluminum channel for surface mounted installations. UL recognized.

LENS COVER

CH-ME-LC-OP
50% Light Transmittance

Opal thermal plastic cover for CH-ME Series. Can completely diffuse LED strip with 36/ft LED or greater. UV rated, fire retardant, can withstand up to 240 degree F. UL recognized.

CH-ME-LC-FR
70% Light Transmittance

Frosted thermal plastic cover for CH-ME Series. UV rated, fire retardant, can withstand up to 240 degree F. UL recognized.

CH-ME-LENS- FOCUS
90% Light Transmittance

Clear Focusing Lens Allows for 10 degree beam angle of light output.

120 ° Beam Spread

10 ° Beam Spread

ENDCAPS

CH-ME-24-LEC
Live End Cap (Gray) for CH-ME-24.

For use with DL-FLEX-PC2-HW. Endcap takes up 0.3" (7.5mm) of space within the channel

CH-ME-24-DEC
Dead End Cap (Gray) for CH-ME-24.

Endcap takes up 0.3" (7.5mm) of space within the channel

CH-ME-25-LEC
Live End Cap (Gray) for CH-ME-25.

For use with DL-FLEX-PC2-HW. Endcap takes up 0.3" (7.5mm) of space within the channel

CH-ME-25-DEC
Dead End Cap (Gray) for CH-ME-25.

Endcap takes up 0.3" (7.5mm) of space within the channel

MOUNTING

CH-ME-24-BR
Mounting Bracket for CH-ME-24
Can hold two pieces of channel together.
Add 0.10" (3mm) to the channel's overall height

CH-ME-BR
Mounting Bracket for CH-ME-25
Add 0.10" (3mm) to the channel's overall height



ME SERIES CHANNEL

CHANNELS FOR FLEX SERIES LED STRIP
MEDIUM PROFILE MOUNTING CHANNELS

Type	
Project	
Catalog No.	

MEDIUM PROFILE CHANNEL SET WITH ADJUSTABLE BEAM ANGLE

CH-ME-26 Compatibility

-UP SERIES	-CTA	-FS	-FC	-SHO	-SHD	-RGB-HD	-HD	-RGBW	-RGBW	-WETCC	-ODX	INFINA®	ACX™
■	■	■	■	■	■	■							

■ Fits LED strip and connector ■ Fits LED strip only ■ Does not fit

CHANNEL SET



CH-ME-26
90% light transmittance

78-3/4" Anodized aluminum channel for surface mounting or recessed installation. Focusing lens and strip light insert included. Working in tandem with the CH-ME-LENS-FOCUS focusing lens, the included insert allows for the following beam angles: 10 degree (without insert) and 30°, 60°, 90° (depending on the insert position and orientation).




LENS COVER



CH-ME-LENS- FOCUS
Clear Focusing Lens
90% light transmittance

Allows beam distribution of 10°, 30°, 60° and 90° depending on positioning of DL-FLEX & use of adjustable, aluminum insert.

ENDCAP



CH-ME-26-DEC
Dead End Cap (Gray)
for CH-ME-26.
Endcap takes up 0.3" (7.5mm) of space within the channel.

MOUNTING



CH-ME-BR
Mounting Bracket for CH-ME-26
Add 0.10" (3mm) to the channel's overall height

