



When connecting a PC400/PC500 to a LCC-HW cable



Twist metallic shielding to use as DMX ground

Red is DMX + (positive) and Black is DMX – (negative)




Attach wires into Green block

Any inquires call Jesco Technical Support 855-592-0029

Please have your order number ready for reference.


## When connecting to a LC200INT

Cutoff one end of the Cat5 cable supplied.



Strip back outer jacket


Brown Pair is twisted together which is your ground. White or Red/White is your Positive. Solid Red is the Negative. Blue Pair and Green pair are not used.



Attach wires into Green block



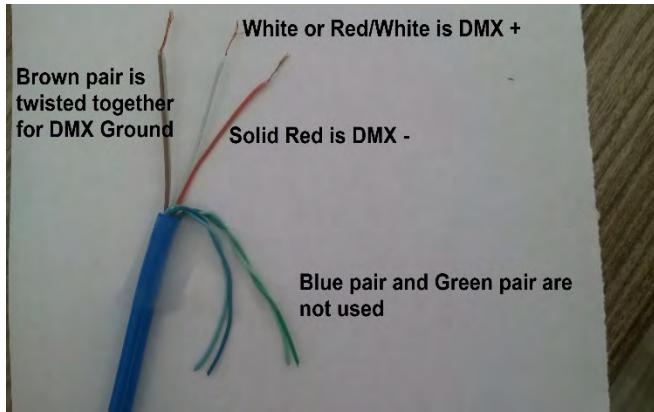
Ready to attach to PC400/PC500



Insert into LC200INT DMX in port

## When connecting to a LC300INT

Cutoff one end of the Cat5 cable supplied.



Strip back outer jacket

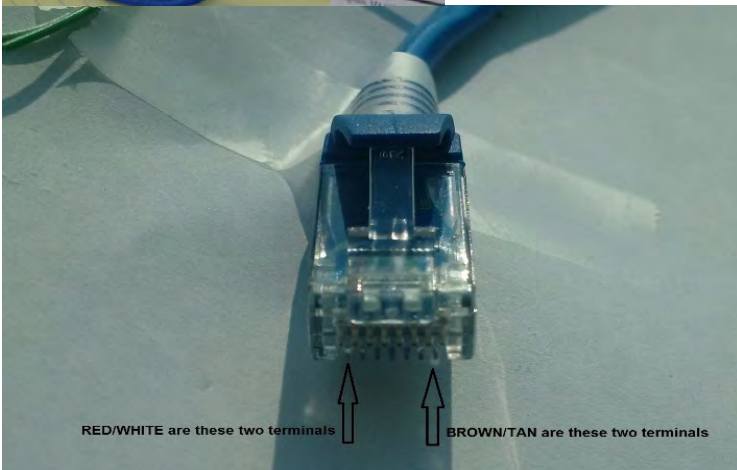
Brown Pair is twisted together which is your ground. White or Red/White is your Positive. Solid Red is the Negative. Blue Pair and Green pair are not used.



Attach wires into Green block



Ready to attach to PC400/PC500



Insert into LC300INT DMX in port