

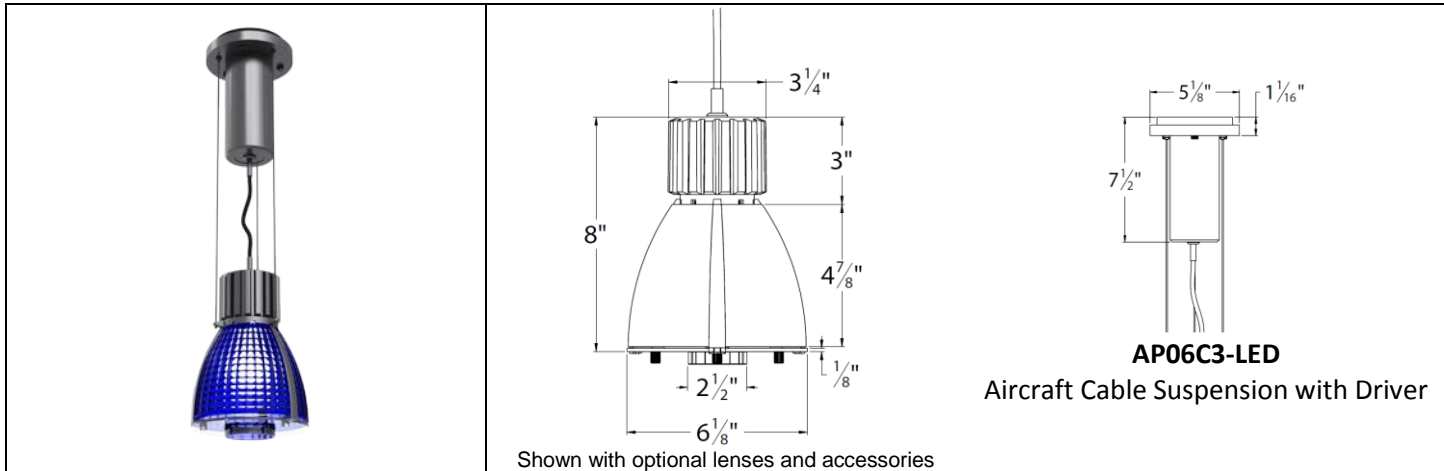
WHILE SUPPLIES LAST



AP06

ARCHITECTURAL PENDANT
6" Integrated LED

Type	
Project	
Catalog No.	



AP06C3-LED
Aircraft Cable Suspension with Driver

Shown with optional lenses and accessories

DESCRIPTION

JESCO's Architectural Pendant is precision engineered to provide a functional light source that can be customized to accommodate both residential and commercial space. Incorporating the latest LED technology, the high efficacy, 3 step MacAdam COB LED with 90 CRI is integral with the fixture so there is never a need to replace the light source. Designed with advanced passive thermal management for silent and long life operation, the fixture is available in multiple color temperatures and dimmable with standard 0-10V dimming controls. In addition to the various colored glass and aluminum shades, JESCO offers optional lenses to complete the overall product design.

FEATURES

- Integral COB LED produces over 1,500 lumens with just 19 W
- Standard CRI of 90, optional 97⁽³⁾
- Available in 2700K, 3000K, 3500K, and 4000K color temperatures
- Die cast aluminum suspension and husk
- Customized Design Options - Pressed glass refractor, Cased glass diffuser, Aluminum reflector and various lenses
- Advanced heat sink design provides 50,000 hours operation with 70% lumen maintenance⁽¹⁾

SPECIFICATIONS

Input Voltage	120-277 VAC 50/60Hz (universal input)
Wattage	19W
CCT	2700K, 3000K, 3500K, 4000K
CRI	90, 97 (2700K and 3000K) ⁽³⁾
Lumens	1,553 lumens ⁽²⁾
Efficacy	82 lm/W
Dimmable	0-10V (10-100%)
Lamp Life	50,000 hours ⁽¹⁾
Environment	Dry
Certifications	
Warranty	JESCO WSL Discontinued/Overstock items are final sale, non-returnable, and include a 90-day warranty against defects from the invoice date, superseding all prior stated warranties in print, online, or any other form.

⁽¹⁾ Ambient Temperature 25°C (77°F)
⁽²⁾ AP06H-LED3090 with AP06S02WH
⁽³⁾ Contact factory for details

ORDERING INFORMATION

Complete unit consists of **Suspension, Husk, Shade** and optional **Accessories**. Order each separately.

SUSPENSION	HUSK	SHADES					
		PRESSED GLASS REFRACTOR	CASED GLASS DIFFUSER	ALUMINUM REFLECTOR			
AP06C3-LED -	-						
AP06H-LED2790	2700K, 90CRI	AP06S01 AM	Amber	AP06S02 AM	Amber	AP06S04	Powder coat grey White interior
AP06H-LED3090	3000K, 90CRI	AP06S01 BU	Cobalt Blue	AP06S02 BU	Cobalt Blue		
AP06H-LED3590	3500K, 90CRI	AP06S01 CL	Clear	AP06S02 WH	White		
AP06H-LED4090	4000K, 90CRI	AP06S01 WH	White				
AP06H-LED2797	2700K, 97CRI ⁽³⁾						
AP06H-LED3097	3000K, 97CRI ⁽³⁾						

ACCESSORIES

HOOD	LENS BRACKET	LENS	LENS INSERT
AP06S09	AP06A-LB	AP06A-L01 Frosted AP06A-L02 Clear/Frosted Center AP06A-L03 Clear/Open Center	AP06A-L03ICL



www.jescolighting.com 15 Harbor Park Drive 219 South 6th Ave
 support@jescolighting.com Port Washington, NY 11050 City of Industry, CA 91746 7/13/2018
 Tech Support: 855.592.0029 Main Line: 800.527.7796 Main Line: 855.654.0110
 Fax Line: 855.265.5768 Fax Line: 626.333.2955

Specifications subject to change without notice.

WHILE SUPPLIES LAST




AP06


ARCHITECTURAL PENDANT
6" Integrated LED

Type	
Project	
Catalog No.	


SUSPENSION


	Part Number	Description
	AP06C3-LED	Aircraft Cable Suspension With Driver


HUSK

	Part Number	Description
	AP06H-LED2790 AP06H-LED3090 AP06H-LED3590 AP06H-LED4090 AP06H-LED2797 AP06H-LED3097	Husk with Integrated LED


SHADE


Pressed Glass Refractor		
	Part Number	Description
	AP06S01 AM AP06S01 BU AP06S01 CL AP06S01 WH	Amber Cobalt Blue Clear White


Cased Glass Diffuser		
	Part Number	Description
	AP06S02 AM AP06S02 BU AP06S02 WH	Amber Cobalt Blue White


Aluminum Reflector		
	Part Number	Description
	AP06S04	Powder coat grey finish. White Interior.


OPTIONAL ACCESSORIES


	Part Number	Description
	AP06S09	Aluminum Hood. Powder coat grey finish.

	Part Number	Description
	AP06A-LB	Lens Bracket

	Part Number	Description
	AP06A-L03ICL	Lens Insert for AP06A-L03

	Part Number	Description
	AP06A-L01*	Frosted Lens

	Part Number	Description
	AP06A-L02*	Clear Lens with Frosted Center

	Part Number	Description
	AP06A-L03*	Clear Lens with Open Center

*AP06A-LB Required

WHILE SUPPLIES LAST

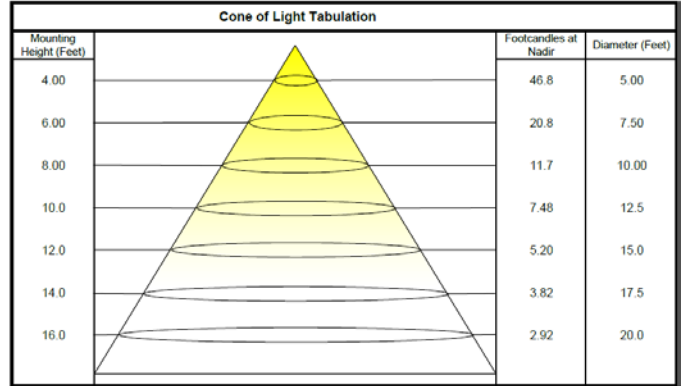
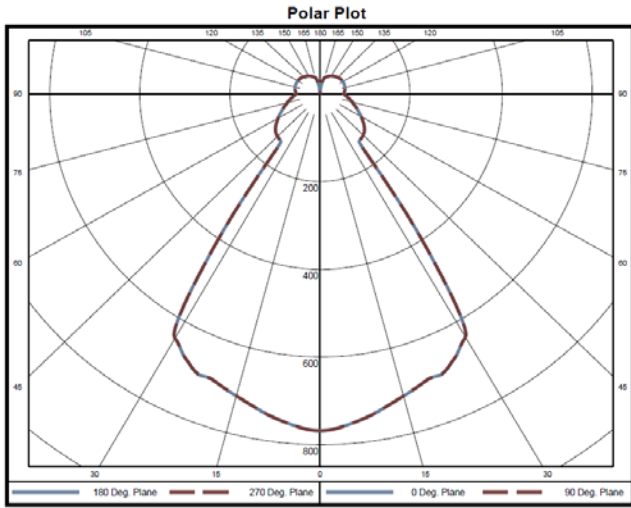


AP06

ARCHITECTURAL PENDANT
6" Integrated LED

Type	
Project	
Catalog No.	

PHOTOMETRIC DATA*



*Data for AP06H-LED3090 & AP06S02WH (White Cased Glass Diffuser)