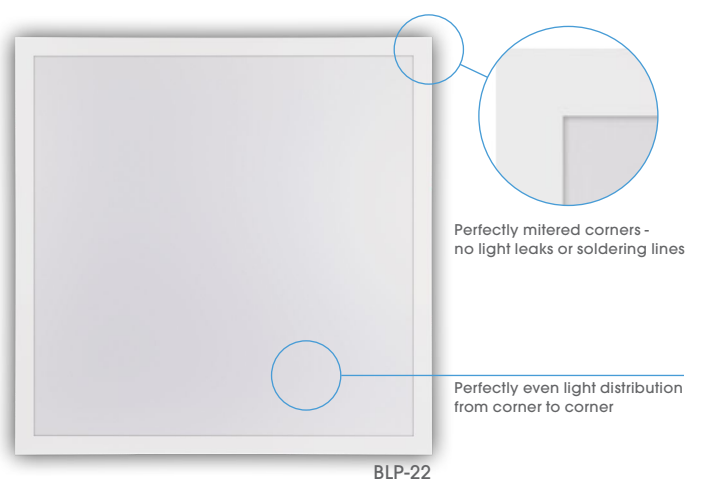



BLP-22-SWW-SWC

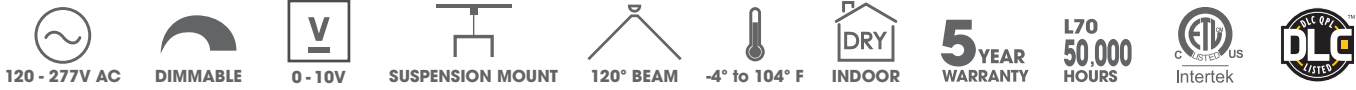
BACK-LIT 2X2 SWITCHABLE LED PANEL
LED COMMERCIAL LIGHTING



Fixture Type
Project
Notes



JESCO's high performance LED back-lit panels are excellent alternatives to traditional fluorescent troffers. The thin and lightweight design easily installs into retrofit or new construction grid ceilings applications. The LED and flat panel combination provides an energy efficient luminaire (up to 45% savings over traditional fluorescent) with no shadows or dark spots and meets DLC classification. Each panel can be switched between 3500K (warm white), 4000K (neutral white) and 5000K (cool white) color temperatures. Wattage can also be switched between 25W, 30W and 40W. This high efficacy fixture provides up to 110 lumens per watt. With a universal input of 100-277 VAC and 0-10V dimming capabilities, the fixture is ideally suited for any commercial or industrial application.



SPECIFICATIONS

INPUT VOLTAGE	Universal 100-277V AC 50/60Hz
COLOR TEMPERATURE	3500K/4000K/5000K Switchable
CRI POWER FACTOR	>90 and >80 >0.9
LUMEN OUTPUT	See Performance chart below
DIMMING	0-10 V: 10% to 100% dimmable
BEAM ANGLE	120°
DIMENSIONS	23 3/4" L x 23 3/4" W x 1 3/8" H
OPERATING TEMPERATURE¹	-4° to 104°F (-20° to 40°C)
ENVIRONMENT	Indoor - Dry

MOUNTING	Suspension Kit (BLP-22-SCK)
INCLUDES	Four 7/8" Knockout provided
OPTIONAL	Emergency Battery provides lighting for 90 mins.
CERTIFICATIONS	cULus Listed, DLC Listed
WARRANTY²	5 Years

¹ Exceeding the operating temperature values may damage the LEDs by reducing the lifespan, lumen output, and/or adversely impact color consistency. Improper thermal management may lead to premature product failure and void the warranty.

² See published warranty terms for detailed information .

PERFORMANCE (LUMEN OUTPUT)

COLOR TEMPERATURE ³	CRI	WATTAGE	LUMEN ⁴	EFFICACY
3500K	90+	25 W	2750 Lm	110 Lm/W
3500K	80+	25 W	3125 Lm	125 Lm/W
4000K	90+	30 W	3300 Lm	110 Lm/W
4000K	80+	30 W	3750 Lm	125 Lm/W
5000K	90+	40 W	4400 Lm	110 Lm/W
5000K	80+	40 W	5000 Lm	125 Lm/W

³ within +/- 5%
⁴ within +/- 10%

MOUNTING



ELP-22-SCK
Suspension Cable Kit for 2 x 2 Panel

ELP-24-SCK
Suspension Cable Kit for 2 x 4 Panel

ORDERING INFO

MODEL	SIZE	WATTAGE	CCT	EMERGENCY BATTERY
BLP	22	SWW		
	22 - 2' x 2'	SWW - Switchable Wattage	SWC80 - 35K/40K/50K 80CRI SWC90 - 35K/40K/50K 80CRI	EM - Emergency Battery

Example: **BLP-22-SWW-SWC90**

OPTIONAL