



CM402 CLASSIC ROUND

Ceiling Fixture or ADA Sconce
with Acrylic Shade
Line Voltage LED Fixture

Type	
Project	
Catalog No.	







DESCRIPTION

The CM402 series is the next generation of residential and commercial fixtures incorporating JESCO's *exclusive Driverless AC LED* technology. Operating directly off of AC voltage, no secondary LED driver is required. The round, impact resistant, acrylic lens is available in either a 11" or 13" diameter. The 11" fixture incorporates a 15W LED module which emits 1120 lumens from the fixture providing a similar lumen output to a 75W incandescent lamp. The 13" fixture uses a 23W LED module emitting 1560 lumens from the fixture providing a similar light output to a 100W incandescent lamp. Both fixtures can be dimmed by most standard incandescent, electronic or magnetic low voltage, and CFL/LED dimmers. Operating at 277 VAC can be accomplished with an additional transformer.

FEATURES

- Up to 1560 lumens emitted from fixture
- JESCO's *exclusive Driverless AC LED* technology eliminates the need for an in-line or secondary LED driver. Incorporated with our advanced heat sink design, the fixture provides superior thermal management for true 50,000 hours of operation with 70% lumen maintenance
- Patent pending inrush current / surge protection designed to prevent damage to both LED module and dimmer
- 90 CRI available in all color temperatures
- Available in 2700K, 3000K and 4000K
- Dimmable 10-100% with most leading or trailing edge incandescent or low voltage dimmers
- ADA compliant wall sconce
- Suitable for use in closet applications
- Eco Friendly – No mercury or hazardous material

SPECIFICATIONS

Model	CM402-S-xx-xx		CM402-M-xx-xx	
Description	LED Ceiling Fixture or ADA Sconce			
Input Voltage	120 VAC			
Wattage	15W		23W	
CCT	3000K 4000K	2700K†	3000K 4000K	2700K†
CRI	80+*	90	80+*	90
Lumens	1000Lm 1120Lm	900Lm	1420Lm 1560Lm	1270Lm
Efficacy*	66.7Lm/W 74.7Lm/W	60.0Lm/W	61.7Lm/W 67.8Lm/W	55.2Lm/W
Power Factor	>0.90			
Dimming**	10-100% Triac, ELV, MLV, CFL/LED			
Dimensions***	11 3/8" Ø x 3 1/2"		14 3/8" Ø x 3 7/8"	
L ₇₀	50,000 hours			
Finish	White, Brushed Nickel, Brushed Aluminum			
Environment	Indoor - Dry			
Certifications	   			
Warranty	5 Years – see published warranty terms for detailed information			

*90 CRI available. Call factory for details.



** Recommended:
 - Thirty 15W or twenty 23W fixture maximum run on one 600W dimmer
 - Fifteen 15W or ten 23W fixture maximum run on one 300W dimmer
 See reverse side for recommended list of dimmers
 *** Dimensions on reverse side

ORDERING INSTRUCTIONS

MODEL	SHAPE	SIZE	CCT	FINISH
CM	402	S – 11" M – 13"	30 – 3000K 40 – 4000K 27 – 2700K†	WH – White BN – Brushed Nickel BA – Brushed Aluminum

Example: **CM402-M-30-WH**

† Contact factory for details



www.jescolighting.com
 support@jescolighting.com
 Tech Support: 855.592.0029

15 Harbor Park Drive
 Port Washington, NY 11050
 Main Line: 800.527.7796
 Fax Line: 855.265.5768

219 South 6th Ave
 City of Industry, CA 91746
 Main Line: 855.654.0110
 Fax Line: 626.333.2955

Rev 10
 7/28/2017

Specifications subject to change without notice.

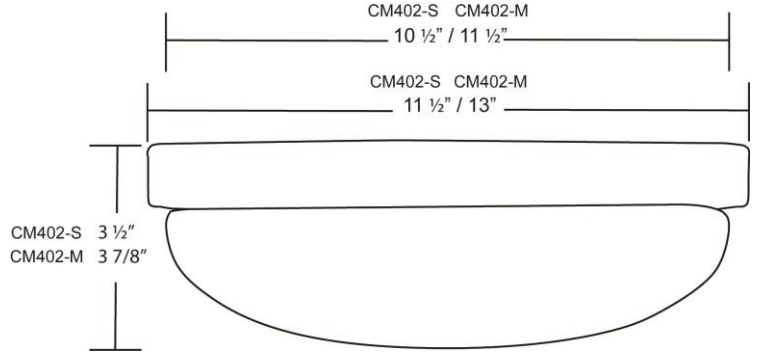
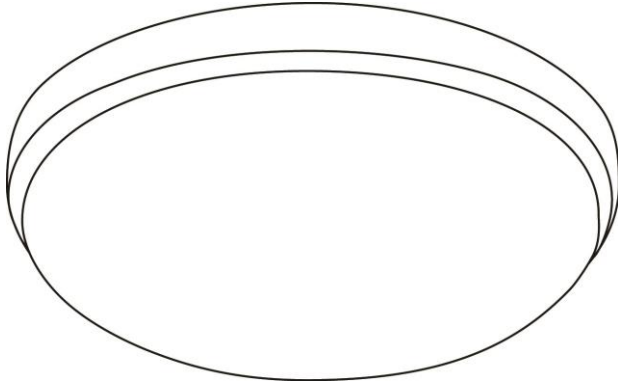


CM402 CLASSIC ROUND

Ceiling Fixture or ADA Sconce
with Acrylic Shade
Line Voltage LED Fixture

Type	
Project	
Catalog No.	

DIMENSIONS



COMPATIBLE DIMMERS

MANUFACTURER	STYLE	MODEL NUMBER	TYPE
Lutron	Diva	DVCL-153P	(CFL/LED)
	Diva	DVELV-303P	(Electronic Low Voltage)
	Diva	DVLV-600P	(Magnetic Low Voltage)
	Maestro	MACL-153M	(CFL/LED)
	Maestro	MFR2-6DN-120	(Spec Grade)
	Skylark	SELV-300P	(Electronic Low Voltage)
	Skylark	S-600	(Incandescent)
	Skylark Contour	CTCL-153P	(CFL/LED)
Leviton	Acenti	Ate06-1LW	(Electronic Low Voltage)
	Trimatron	705	(Incandescent)
Cooper	Devine	D106P	(Incandescent/Magnet/Low Voltage)
Pass & Seymour	Harmony		(Incandescent 600W)