

CM405RA-L

8" LED SURFACE MOUNT
FLUSH MOUNT DISK DOWNLIGHT



Fixture Type
Project
Notes



The LED Surface Mount Flush Disk Downlight series is designed for residential and commercial applications. With ultra Low profile design measures a depth of only 1-1/2" and ADA Compliant for Wall Mounting can easily install within a standard junction box or housing. The Frosted Polycarbonate Diffuser provides comfortable non-glare lighting with no hot spots. 5-Level field-selectable Color Temperature and Triac Dimming available.



SPECIFICATIONS

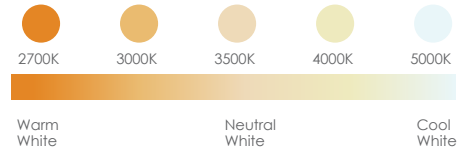
INPUT VOLTAGE	120V AC
WATTAGE	27 W
LUMENS	2000 Lm
EFFICACY	74 Lm/W
CRI	90+
BEAM ANGLE	120°

DIMMING¹	TRIAC Dimming
ENVIRONMENT	Indoor - Dry/Damp/Wet
CERTIFICATIONS	ADA, ETL, T24 Compliant, JA8 Title 24
LUMEN MAINTENANCE	50,000 hours
WARRANTY²	5 years

¹ Effectively dim down to 10% / See other compatible dimmers on the next page
² See published warranty terms for detailed information

PERFORMANCE

COLOR TEMPERATURE ³	LUMEN ⁴	WATTAGE	EFFICACY	CRI
SW5 (27/30/35/40/50K) ⁵	2000 Lm	27 W	74 Lm/W	90+



³ CCT within +/-10%
⁵ Switchable CCT

ORDERING INFO



MODEL
CM405RA-L-SW5-WH

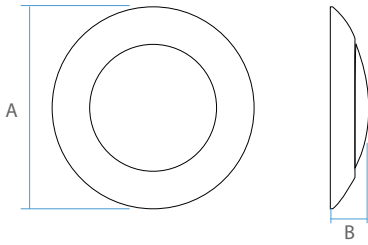
CM405RA-L

8" LED SURFACE MOUNT
FLUSH MOUNT DISK DOWNLIGHT



Fixture Type
Project
Notes

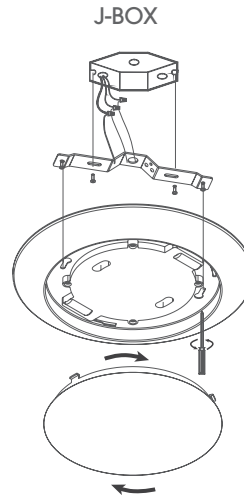
DIMENSIONAL DRAWINGS



DIMENSIONS

A	9-1/2"	240 mm
B	1-1/2"	36.8 mm

INSTALLATION



Each Box includes:

- 8" Disk Light
- Mounting brackets
- 2 J-box Screws
- 3 Wire Nuts

COMPATIBLE DIMMERS

LEVITON	6681, 6672
LUTRON	PD-6WCL, DVCL-153P, CTCL-153P, MACL-153M, TGCL-153P