


CM405RA-M

6" LED SURFACE MOUNT
FLUSH MOUNT DISK DOWNLIGHT



| |
|--------------|
| Fixture Type |
| Project |
| Notes |



The LED Surface Mount Flush Disk Downlight series is designed for residential and commercial applications. With ultra Low profile design measures a depth of only 1-3/8" and ADA Compliant for Wall Mounting can easily installs within a standard junction box or housing. The Frosted Polycarbonate Diffuser provides comfortable non-glare lighting with no hot spots. 5-Level field-selectable Color Temperature and Triac Dimming available.



SPECIFICATIONS

| | |
|----------------------|---------|
| INPUT VOLTAGE | 120V AC |
| WATTAGE | 15 W |
| LUMENS | 900 Lm |
| EFFICACY | 60 Lm/W |
| CRI | 90+ |
| BEAM ANGLE | 120° |

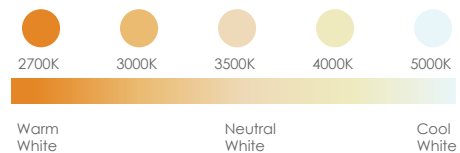
| | |
|-----------------------------|---------------------------------------|
| DIMMING¹ | TRIAC Dimming |
| ENVIRONMENT | Indoor - Dry/Damp/Wet |
| CERTIFICATIONS | ADA, ETL, T24 Compliant, JA8 Title 24 |
| LUMEN MAINTENANCE | 50,000 hours |
| WARRANTY² | 5 years |

CM405-M-3090 CM405-M-SW5

¹ Effectively dim down to 10% / See other compatible dimmers on the next page
² See published warranty terms for detailed information

PERFORMANCE

| COLOR TEMPERATURE ³ | LUMEN ⁴ | WATTAGE | EFFICACY | CRI |
|------------------------------------|--------------------|---------|----------|-----|
| SW5 (27/30/35/40/50K) ⁵ | 900 Lm | 15 W | 60 Lm/W | 90+ |
| 3000K | 900 Lm | 15 W | 60 Lm/W | 90+ |



^{3&4} CCT within +/-10%
⁵ Switchable CCT

ORDERING INFO

| | | | | |
|--|-------------------------|-----------------------|------------------------------------------------------------------------------------------|----------------------------------------------------------|
| | MODEL CM405RA | SIZE M - 6" | CCT / CRI 3090 - 3000K 90CRI SW5 - Switchable CCT (27/30/35/40/50) / 90 CRI | TRIM FINISH BN - Brushed Nickel* WH - White |
|--|-------------------------|-----------------------|------------------------------------------------------------------------------------------|----------------------------------------------------------|

* For CM405RA-M-3090

NY 15 Harbor Park Drive
Port Washington, NY 11050

Main Fax 800 527 7796
855 265 5768

CA 219 South 6th Ave
City of Industry, CA 91746

Main Fax 800 527 7796
855 265 5768

i support@jescolighting.com
Tech Support 855 592 0029

CM405RA-M

6" LED SURFACE MOUNT
FLUSH MOUNT DISK DOWNLIGHT



| |
|--------------|
| Fixture Type |
| Project |
| Notes |

ACCESSORIES

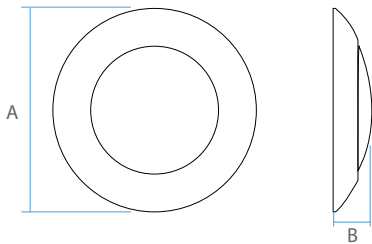
Optional Accessories



| | |
|--------------------|--------------------------------------|
| PART NUMBER | CM405M-MK |
| DESCRIPTION | Mounting clip and E26 socket adapter |



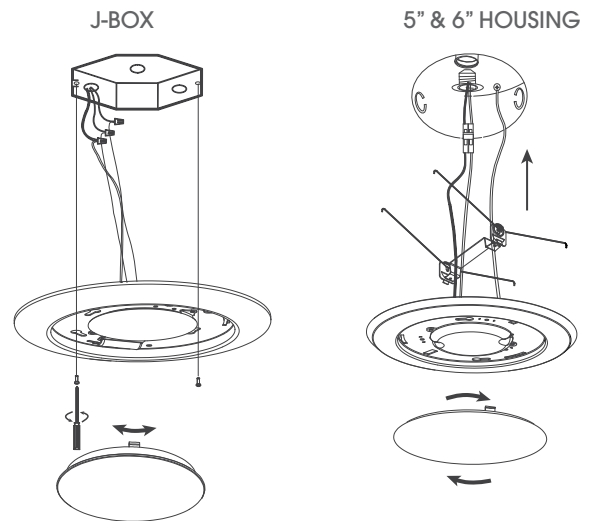
DIMENSIONAL DRAWINGS



DIMENSIONS

| | | |
|----------|--------|--------|
| A | 7-3/8" | 186 mm |
| B | 1-3/8" | 34 mm |

INSTALLATION



Each Box includes:

- 6" Disk Light
- 2 J-box Screws
- 3 Wire Nuts

COMPATIBLE DIMMERS

| | |
|----------------|-----------------------------------------------------|
| LEVITON | 6681, 6672 |
| LUTRON | PD-6WCL, DVCL-153P, CTCL-153P, MACL-153M, TGCL-153P |