



DL-FLEX2-UP-HO

LED FLEXIBLE LINEAR
DL-FLEX STATIC SERIES

Type	
Project	
Catalog No.	




DESCRIPTION

DL-FLEX2 series is a premier modular LED lighting system with a wide range of accessories and a variety of control options. Quick connectors every 12" eliminates the need for field soldering; providing easy and simple installations. Made of highly flexible material that can be applied to most surfaces categorized as having high surface energy using 3M™ double sided tape.

FEATURES

- Constant current IC component ensures every LED receives same specific amperage rating. This method ensures consistent levels of light output, color, no voltage drop, and controlled heat from the beginning of the run to the end of the run.
- Low profile and flexible (for 90° bends or tighter, do so at the cutting mark)
- Cut length of 3-15/16"
- Low power consumption
No ultra violet (UV/IR) radiation, no mercury
- Quick connectors every 12" eliminates the need for field soldering
- 2 oz. copper PCB ensures optimal heat dissipation
- Easy installation with 3M™ adhesive tape and a large variety of channel options available
- Field-cuttable
- Plug and Play and Hardwire options available
- Suitable for use in closet applications when installed with channel and lens in accordance to NEC code
- 3-Step MacAdam LED binning for uniformity in both color and intensity

SPECIFICATIONS

Beam Angle	120°
Input Voltage	24V DC
Lamp Life	50,000 hours
LEDs (per ft)	18
Ambient Temperature *	-4 - 122°F (-20 ~ 50°C)
Operating Temperature *	-4 - 176°F (-20 ~ 80°C)
Max Run †	30 ft
Cut length†	3-15/16"
Dimensions	11-7/8"L x 3/8"W x 1/8"H
Mounting	Adhesive Tape (Channel options available)
Environment	Indoor – Dry
Dimming	TRIAC with DL-PS-XX/24-YY-DIM 0-10V with LC-DIM series
Certifications	 US LISTED
Warranty	5 Years – see published warranty terms for detailed information.

* Exceeding the ambient or operating temperature values may damage the LEDs by reducing the lifespan, lumen output, and/or adversely impact color consistency. It is recommended adequate airflow and heatsinking be taken into consideration in the installation and application of this product. Improper thermal management may lead to premature product failure and void the warranty.

† Single runs can not exceed max run value. Cuts can only be made on the cutting mark. Cut pieces cannot be joined.

LUMEN DATA

Color Temp	Watts * (per ft)	Lumens (per ft)	Efficacy (lm/W)	CRI
2650-2800K	2.78	235.2	84.6	90+
2950-3150K	2.78	247.0	89.0	90+
3300-3600K	2.78	247.0	89.0	90+
3800-4150K	2.78	254.1	91.4	90+
4850-5200K	2.78	258.7	93.1	90+
6300-6800K	2.78	258.8	93.1	90+

*(+/- 10% tolerance)

APPLICATIONS

- Cove, cabinet and soffit lighting
- Showcase and display
- Path and contour marking
- Accent, edge, and back lighting
- Signage



DL-FLEX2-UP-HO

LED FLEXIBLE LINEAR
DL-FLEX STATIC SERIES

Type	
Project	
Catalog No.	

ORDERING INFORMATION

SERIES	MODEL	COLOR
DL-FLEX2	UP-HO	
		2790 – 2650-2800K / 90CRI
		3090 – 2950-3150K / 90CRI
		3590 – 3300-3600K / 90CRI
		4090 – 3800-4150K / 90CRI
		5090 – 4850-5200K / 90CRI
		6590 – 6300-6800K / 90CRI

DL-FLEX2-UP-HO is packed in 30 ft reel lengths.
Specify required amount of 1 ft lengths before the ordering number.
Example: 30 x DL-FLEX2-UP-HO-3090

ACCESSORIES

	Part Number	Description
	DL-FLEX-X-CONN	Red Universal "X" Connector Connects four DL-FLEX strips. Cut to make 2-way "L" connection or 3-way "T" connection.
	DL-FLEX2-X-CONN	White Universal "X" Connector Connects four DL-FLEX strips. Cut to make 2-way "L" connection or 3-way "T" connection.

	Part Number	Description
	DL-FLEX-CC6	6" Blank DL-FLEX tape mid-connector.
	DL-FLEX-CC12	12" Blank DL-FLEX tape mid-connector.
	DL-FLEX2-UP-HO-4	4" Section of DL-FLEX2-UP-HO tape. Available in 2700K, 3000K, 3500K, 4000K, 5000K and 6500K.

HARD-WIRE POWER CONNECTORS

	Part Number	Description
	DL-FLEX-PC-HW	19" Input Power Connector * 13-1/2" wire / 5-1/2" DL-FLEX tape. Connects hard-wire equipment to DL-FLEX. Recommended for tight bends entering the DL-FLEX tape.
	DL-FLEX2-PC2-HW	13 5/8" Input Power Connector * 13-1/2" wire / 3/8" DL-FLEX tape. Connects hard-wire equipment to DL-FLEX.

	Part Number	Description
	DL-FLEX-PT-HW	19" Output Power Connector * 13 1/2" Bare Wire / 5 3/4" DL-FLEX tape with DL-FLEX connector. Connects DL-FLEX to hard-wire equipment.

PLUG & PLAY POWER CONNECTORS

	Part Number	Description
	DL-FLEX-PC	18" Input Power Connector * 12-1/4" cable / 5-5/8" DL-FLEX tape. Connects plug and play equipment to DL-FLEX. Recommended for tight bends entering the DL-FLEX tape.
	DL-FLEX2-PC2	12 5/8" Input Power Connector * 12-1/2" cable / 3/8" DL-FLEX tape. Connects plug and play equipment to DL-FLEX.

	Part Number	Description
	DL-FLEX-PT	13" Output Power Connector * 6-1/8" cable / 5 3/4" DL-FLEX tape with FLEX-UP connector. Connects plug and play equipment to DL-FLEX.

* All dimensions are nominal



www.jescolighting.com
support@jescolighting.com
Tech Support: 855.592.0029

15 Harbor Park Drive
Port Washington, NY 11050
Main Line: 800.527.7796
Fax Line: 855.265.5768

219 South 6th Ave
City of Industry, CA 91746
Main Line: 855.654.0110
Fax Line: 626.333.2955

2/27/2020

Specifications subject to change without notice.

Page 2 of 7



DL-FLEX2-UP-HO

LED FLEXIBLE LINEAR
DL-FLEX STATIC SERIES

Type	
Project	
Catalog No.	

POWER SUPPLIES

24V Hard-Wire Power Supplies UL Recognized	
Model Number	Wattage
DL-PS-20/24-HWA	20
DL-PS-60/24-HWA	60
DL-PS-96/24-HWA	96

24V Hard-Wire Power Supplies in Junction Box UL Listed (with Junction Box)	
Model Number	Wattage
DL-PS-20/24-JBA	20
DL-PS-60/24-JBA	60
DL-PS-96/24-JBA	96

24V Plug and Play Power Supplies UL Listed	
Model Number	Wattage
DL-PS-WP24/24	24
DL-PS-24/24	24
DL-PS-48/24	48
DL-PS-60/24	60
DL-PS-60/24-CL2*	60
DL-PS-90/24-CL2*	90
DL-PS-100/24-CL2 *	96

* Class 2

24V Hard-Wire Dimmable Power Supplies UL Recognized	
Model Number	Wattage
DL-PS-40/24-HW-DIM*	40
DL-PS-60/24-HW-DIM*	60
DL-PS-100/24-HW-DIM*	96

*Min. 8W load required for proper dimming

24V Hard-Wire Dimmable Power Supplies in Junction Box UL Listed (with Junction Box)	
Model Number	Wattage
DL-PS-40/24-JB-DIM*	40
DL-PS-60/24-JB-DIM*	60
DL-PS-100/24-JB-DIM*	96

*Min. 8W load required for proper dimming

Lutron 24V Dimmable PowerSupplies UL Listed (with Junction Box)			
Model Number		Dim Range	Wattage
DL-PS-L3DAE	Hi-lume 1% EcoSystem 24V LED Driver	100% – 1%	40
DL-PS-L3DA3W	Hi-lume 1% 3-wire 24V LED Driver	100% – 1%	40
DL-PS-LTEA2W	Hi-lume 1% 2-wire 24V LED driver (120 V forward phase only)	100% – 1%	40
DL-PS-L3D0E	Hi-lume Premier 0.1% EcoSystem 24V constant voltage LED driver with Soft-on, Fade-to-Black dimming technology	100% – 0.1%	96
DL-PS-L3D03W	Hi-lume Premier 0.1% 3-wire 24V constant voltage LED driver	100% – 0.1%	96

DIMMING OPTIONS

DS-DV-TV-WH	Wall-Plate Dimmer
LC-DIM5A	0-10V Plug & Play Dimmer
LC-DIM5A-HW	0-10V Hardwire Dimmer
LC-DIM01-HW	0-10V Hardwire Dimming Interface
LC-DIM100-RF	Plug & Play Remote Step Dimmer
LC-DIM100-RF-HW	Hardwire Remote Step Dimmer
LC-200-RPT	Power Repeater
LC-DIM200-RF-HW	Simple Hand-held Radio Frequency Dimmer Controller
LC-RF-400H-DIM	Hand-held Radio Frequency Dimmer Controller
LC-RF-400W-DIM	Wall Mounted Radio Frequency Dimmer Controller
LC-RF-402W-DIM	Wall Mounted Dual Radio Frequency Dimmer Controller
LC-RF-400-RCV	Radio Frequency Receiver

See our complete line of remote, wall mounted and hand-held [DIMMING OPTIONS](#) online for more information.



MOUNTING ACCESSORIES

See Channel Feature Matrix below.

See our complete line of rough-in, recessed and surface mount [FLEXIBLE LINEAR MOUNTING CHANNELS](#) online for more information.



www.jescolighting.com
support@jescolighting.com
Tech Support: 855.592.0029

15 Harbor Park Drive
Port Washington, NY 11050
Main Line: 800.527.7796
Fax Line: 855.265.5768

219 South 6th Ave
City of Industry, CA 91746
Main Line: 855.654.0110
Fax Line: 626.333.2955

2/27/2020

Specifications subject to change without notice.

Page 3 of 7



DL-FLEX2-UP-HO

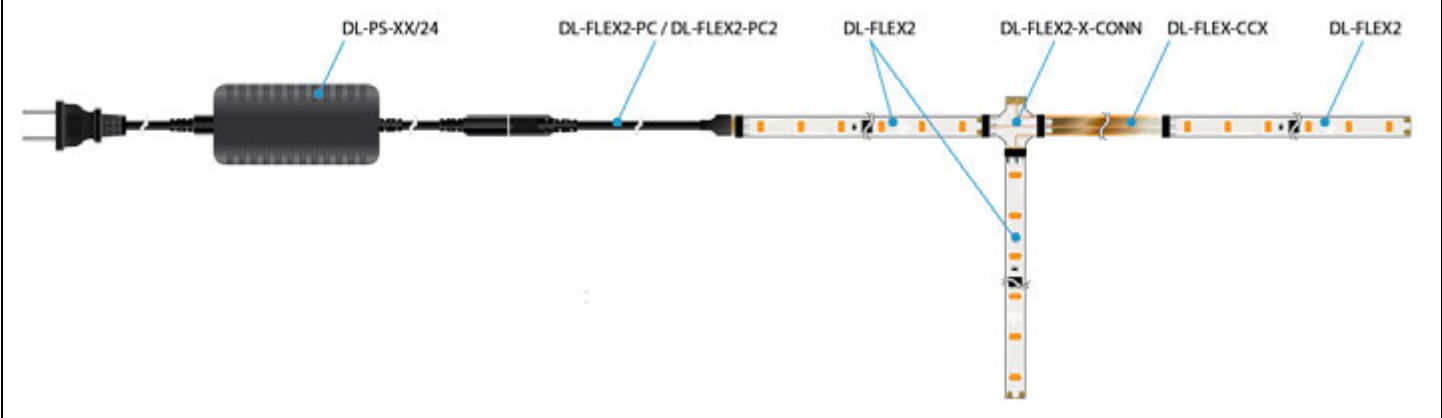
LED FLEXIBLE LINEAR
DL-FLEX STATIC SERIES

Type	
Project	
Catalog No.	

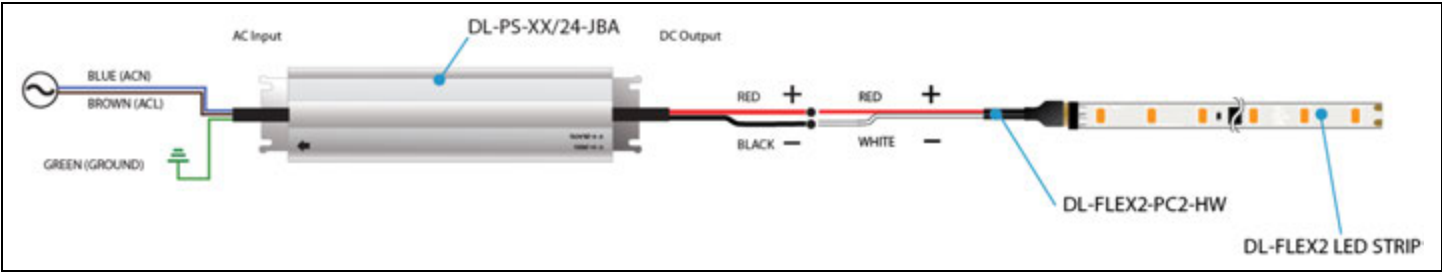
WIRING DIAGRAMS – For reference purposes only. Not for installation. Not to scale.

PLUG & PLAY

For dimming see LC-DIM series specification sheet

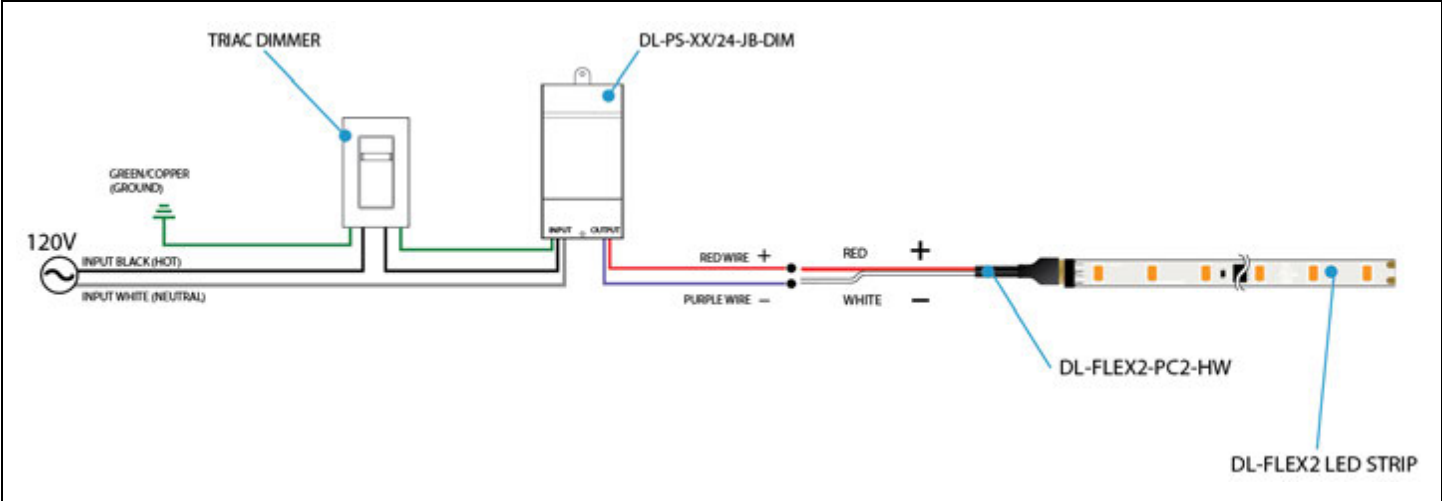


HARDWIRE



HARDWIRE • TRIAC Dimming

For dimming see DL-PS-XX/24-JB-DIM or DL-PS-XX/24/HW-DIM series specification sheet (minimum 8W load is required)



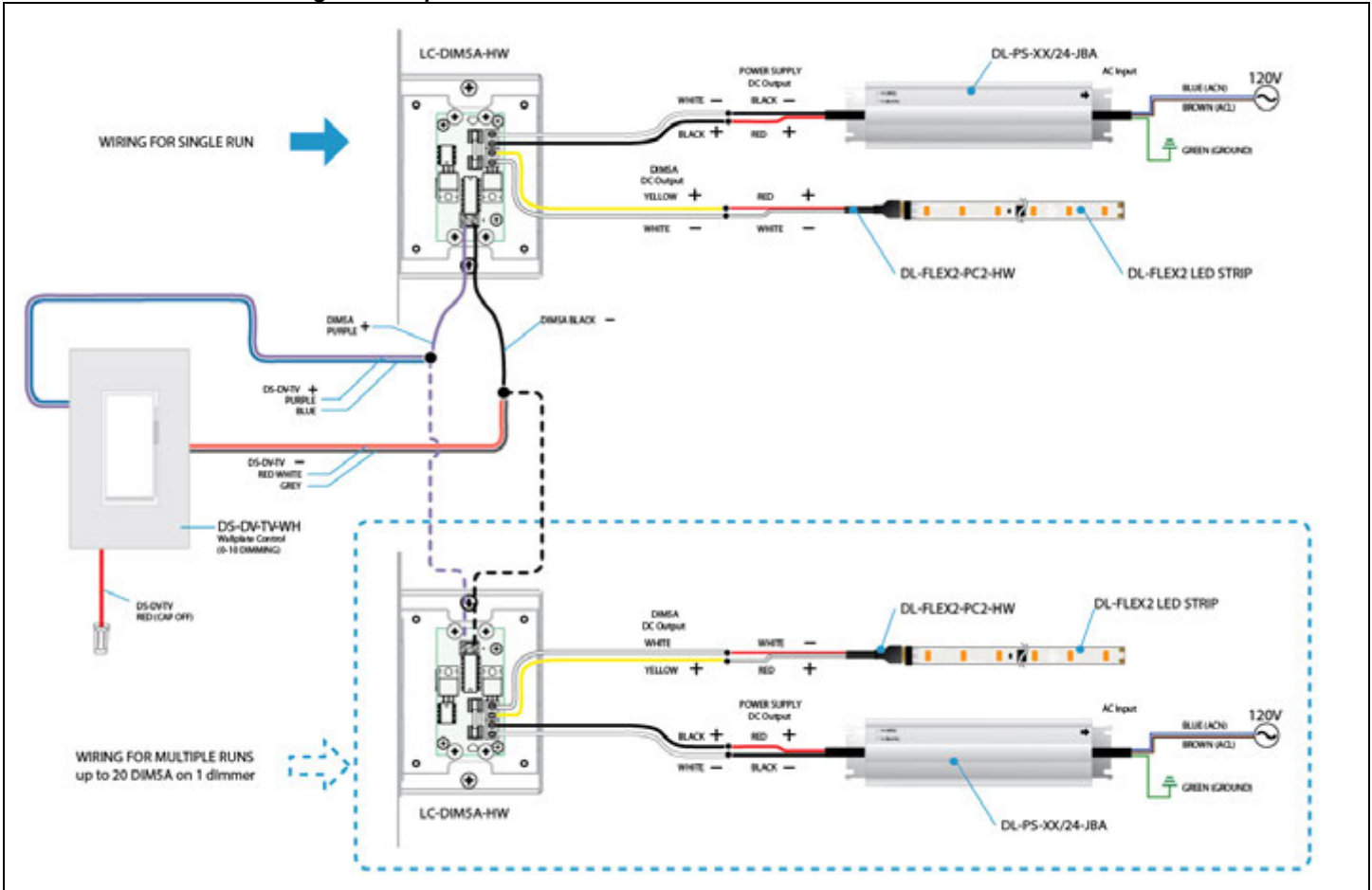


DL-FLEX2-UP-HO

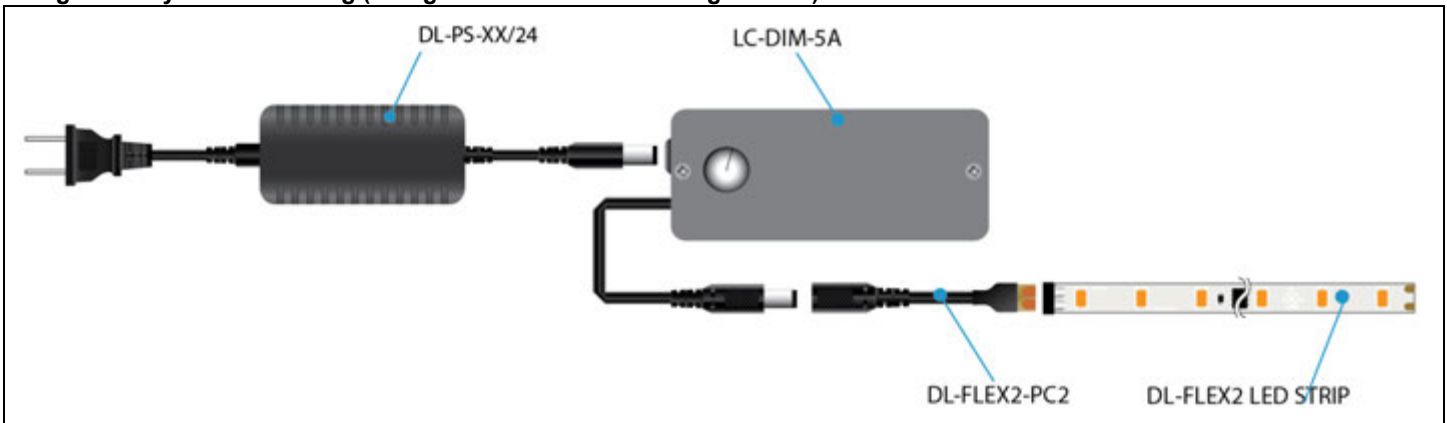
LED FLEXIBLE LINEAR
DL-FLEX STATIC SERIES

Type	
Project	
Catalog No.	

HARD-WIRE • 0-10 Dimming for multiple runs



Plug and Play 0-10V Dimming (Using our LC-DIM-5A Dimming Module)





DL-FLEX2-UP-HO

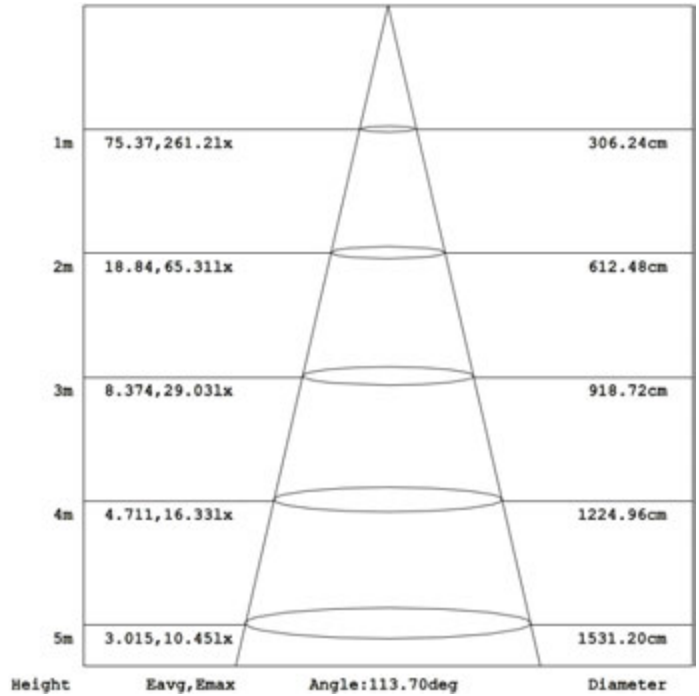
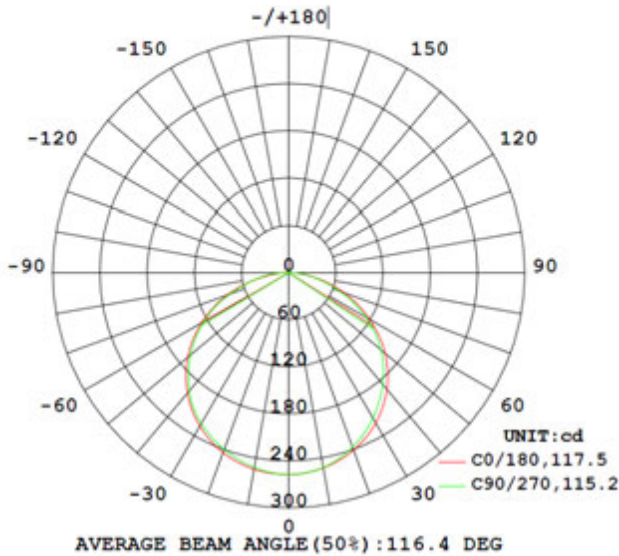
LED FLEXIBLE LINEAR
DL-FLEX STATIC SERIES

Type	
Project	
Catalog No.	

PHOTOMETRIC DATA


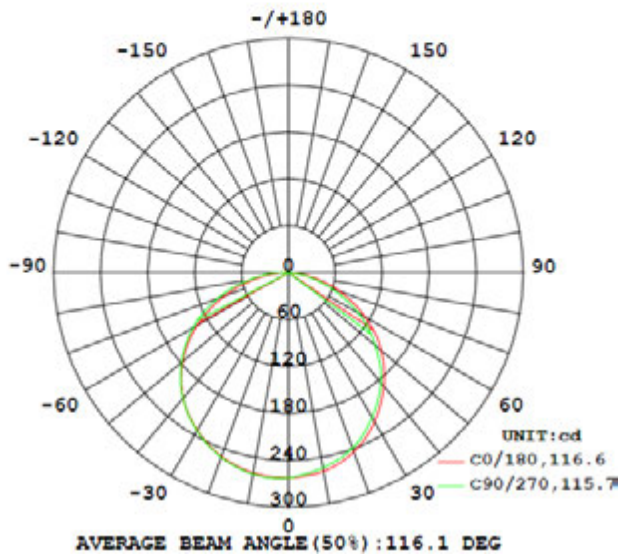
2700K

LUMINOUS INTENSITY DISTRIBUTION DIAGRAM



3000K

LUMINOUS INTENSITY DISTRIBUTION DIAGRAM



www.jescolighting.com
 support@jescolighting.com
 Tech Support: 855.592.0029

15 Harbor Park Drive
 Port Washington, NY 11050
 Main Line: 800.527.7796
 Fax Line: 855.265.5768

219 South 6th Ave
 City of Industry, CA 91746
 Main Line: 855.654.0110
 Fax Line: 626.333.2955

2/27/2020

Specifications subject to change without notice.



DL-FLEX2-UP-HO

LED FLEXIBLE LINEAR
DL-FLEX STATIC SERIES

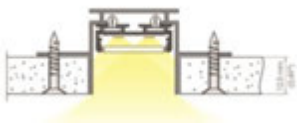
Type	
Project	
Catalog No.	

CHANNEL FEATURE MATRIX

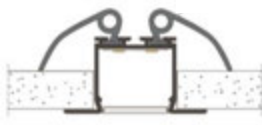
	ROUGH-IN				MEDIUM DEPTH PROFILE					SMALL DEPTH PROFILE					BASIC		
	CH-RI-11	CH-RI-12	CH-RI-13	CH-RI-14	CH-ME-21	CH-ME-22	CH-ME-23	CH-ME-24	CH-ME-25	CH-SM-31	CH-SM-32	CH-SM-33	CH-SM-34	CH-SM-35	DL-FLEX-CH6	DL-FLEX-CH6-B	DL-FLEX-OD-CH6
DL-FLEX2-UP	•	•	•	•	•	•	•	•	•	•	•	•	•	•	•	•	•
DL-FLEX2-UP-HO	•	•	•	•	•	•	•	•	•	•	•	•	•	•	•	•	•
DL-FLEX2-UP-ULTRA	•	•	•	•	•	•	•	•	•	•	•	•	•	•	•	•	•
DL-FLEX2-UP-ULTRA-NIC	•	•	•	•	•	•	•	•	•	•	•	•	•	•	•	•	•
DL-FLEX-HD	•	•	•	•	•	•	•	•	•	•	•	•	•	•	•	•	•
DL-FLEX2-UP-RGB	•	•	•	•	•	•	•	•	•	•	•	•	•	•	•	•	•
DL-FLEX2-CTA	•	•	•	•	•	•	•	•	•	•	•	•	•	•	•	•	•
Surface Mounting			C	C/E	D		D	D	D	D		D		D	D	D	D
45° Mounting								•						•			
Recessed – For Miter Grooves					F	G				F	G	F	G				
Rough-in – For Walls & Ceilings	A/B	A	A	A													
Adjustable Mounting										•					•		
Outdoor Mounting																	•
Flangeless			•	•	•		•	•	•	•		•		•	•	•	•
Flanged	•	•				•					•		•				
Lens Included										•	•	•	•	•			
Lensless															•	•	•
Lens – UV and Fire Rated up to 240F option	•	•	•		•	•	•	•	•								
Small Profile Depth – Diffused Light										•	•	•	•	•	•	•	•
Medium Profile Depth – More Diffused Light					•	•	•	•	•								
Large Profile Depth – Best Diffused Light	•	•	•	•													
Aluminum – Anodized	•	•	•	•	•	•		•	•	•	•	•	•	•	•	•	•
MDF (easy paintable)							•										
6 Ft. Length										•	•	•	•	•	•	•	•
6-1/2 Ft. Length (2 meters)	•	•	•	•	•	•	•	•	•								

SUGGESTED MOUNTING TECHNIQUES

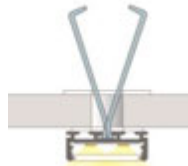
A Drywall Recessed Rough-In Mounting with Channel Housing




B Drywall Recessed Rough-In Mounting with Spring Clip



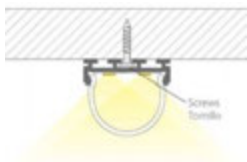
C Surface Mounting onto Drywall or Drop Ceilings



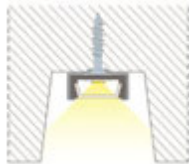
D Surface Mounting with Bracket



E Surface mounting by Sliding onto Flat Head Screws



F Recessed Mounting into Mitered Groove with Bracket



G Recessed Mounting into a Mitered Groove using a flanged Channel

