




DL-PS-100/24-DIM-WS

LED POWER SUPPLIES
24V DC DIMMER+DRIVER

Type

Project

Catalog No.



DESCRIPTION

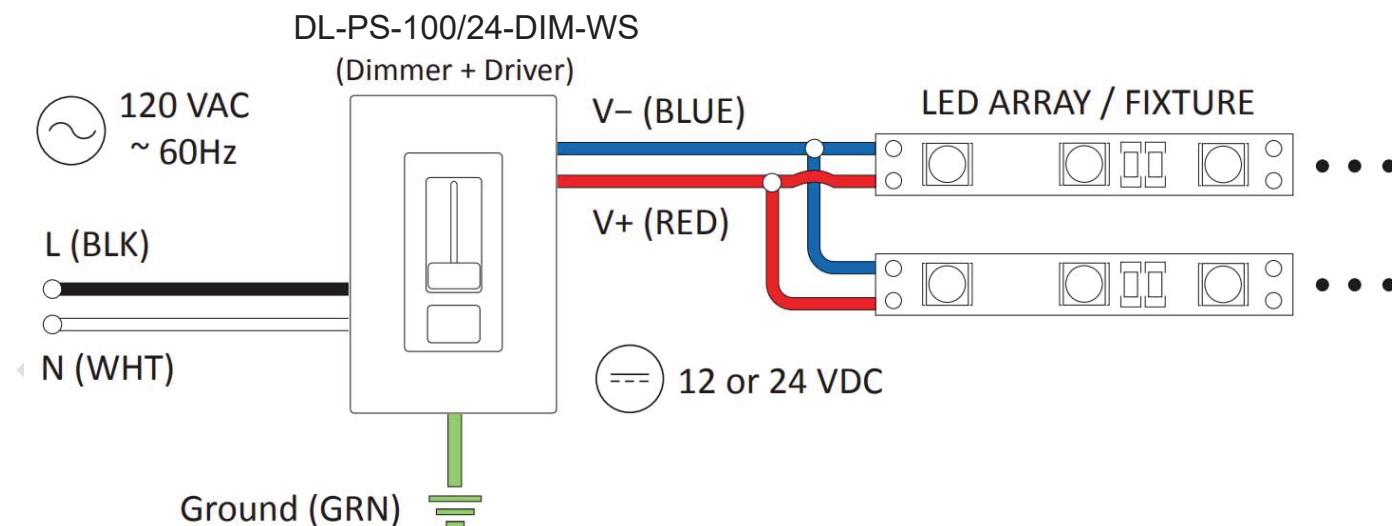
- LED Driver + In-Wall Dimmer Switch in one unit
- Simplifies LED installation by eliminating compatibility issues between driver and dimmer.
- Fits in a standard recessed electrical box.
- 100% - 1% smooth dimming.
- No minimum load.
- Single Pole preset dimmer with on/off push switch.
- Adjustable voltage output dial to address voltage drop.
- Includes voltage barrier partition to install high and low voltage circuit in same switch box.
- No derating required when ganging units.
- Power failure memory: If power is interrupted, it will return to setting prior to interruption.
- 3x included face plates: Glossy White, Glossy Light Almond, and Glossy Dark Brown (trim plates not included).

SPECIFICATIONS

Input Voltage	120V AC +/-12V AC
Input Frequency	50/60Hz +/- 3Hz
Output Voltage	24V DC
Output Power	100W
Rated Load Current	4.2A
Ambient Temperature	0°C – 40°C
THD	≤20% @ 120VAC 60Hz max load
Efficiency	≥91% @ 120VAC max load
Operating Humidity	8 ~ 90% relative humidity, non-condensing
Environment	Indoor - Dry
Certifications	c-UL-us
Warranty	5 Years – see published warranty terms for detailed information.

† Refer to derating curve if approaching max operating temperature.

WIRING DIAGRAM





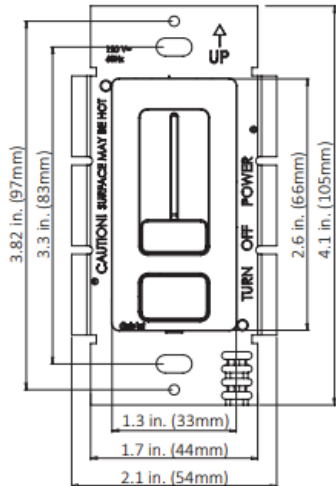
DL-PS-100/24-DIM-WS

LED POWER SUPPLIES
24V DC DIMMER+DRIVER

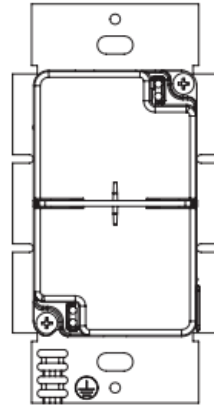
Type	
Project	
Catalog No.	

WIRING DIAGRAM

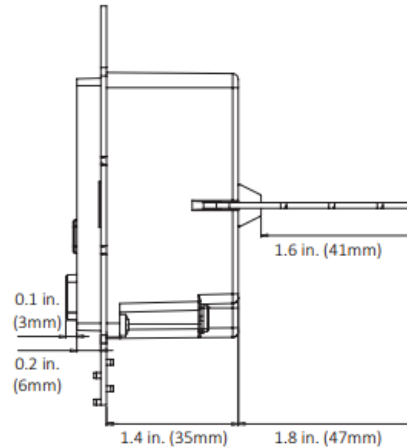
Front



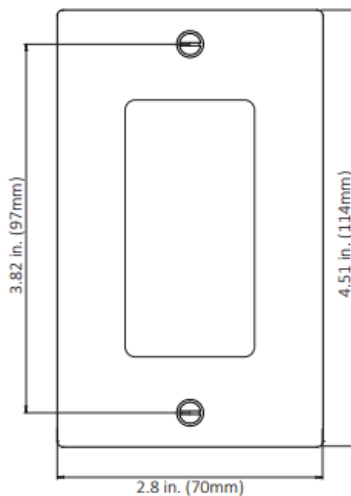
Back



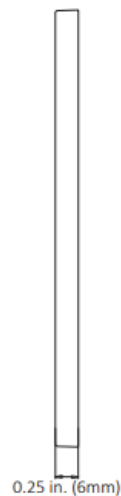
Side with Voltage Barrier



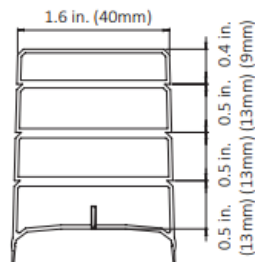
Trim Plate Front



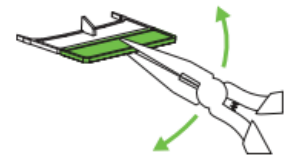
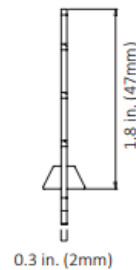
Side



Barrier Top



Side



For shallow boxes, barrier can be shortened. Grip with pliers. Bend back and forth until fin breaks off.