



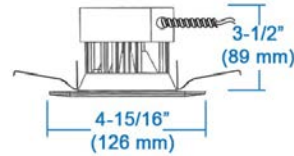
RLH-4110JB-RIC

4" REMODEL IC WITH INTEGRAL JUNCTION BOX
COMMERCIAL LED RECESSED DOWNLIGHTS

| | |
|-------------|--|
| Type | |
| Project | |
| Catalog No. | |



REMODEL



DIMENSIONS



DESCRIPTION

JESCO's downlight with integral junction box eliminates the need for a traditional downlight housing. A 4" downlight with the latest LED technology can be easily installed anywhere you can run power - including shallow ceilings. With the addition of a mounting plate and hanger brackets, this remodel fixture can be converted and used for new construction. The unique design allows the fixture to be installed in any remodel application in insulated or non-insulated ceiling, wet, damp or dry environments. Incorporating our exclusive Driverless AC technology and patent pending in-rush current protection, the high-lumen 9W COB produces 40% more lumen output than a 50W PAR20 or MR16. Our LED downlight operates directly from an AC source, eliminating the need for an additional driver, and can be dimmed by most standard incandescent, electronic or magnetic low voltage and CFL/LED dimmers. Without the need for the traditional LED driver years of reliable and energy saving service can be realized.

FEATURES

- 560 lm from 9W
- CRI of 80+ and 90+
- Available in 2700K, 3500K and 4000K
- JESCO's exclusive *Driverless AC LED* technology incorporated with our advanced heat sink provides superior thermal management for 50,000 hours of operation with 70% lumen maintenance
- Patent pending in-rush current protection
- Unique impact resistant polycarbonate lenses provides uniform light output with lamp like appearance
- Integrated die-cast aluminum trim and heat sink with junction box
- Dimmable 10-100% with most leading or trailing edge incandescent or low voltage dimmers
- Junction box is supplied with two 1/2" knockouts
- Listed for through branch wiring (max 2 No 12 AWG 90°C conductors)

SPECIFICATIONS

| | | |
|-----------------------|---|---------|
| Model | RLH-4110JB-RIC | |
| Description | COB 4" LED Remodel Downlight with integral junction box | |
| Input Voltage | 120 VAC 50/60Hz | |
| CCT | 2700K / 3500K / 4000K | |
| CRI | 90+ | 80+ |
| Wattage | 9W | 10W |
| Lumens ■ | 560 lm | 580 lm |
| Efficacy | 62 lm/W | 58 lm/W |
| Beam Angle | 94° | 102.7° |
| Dimmable | See compatibility list | |
| Lamp Life* | 50,000 hours | |
| Dimensions | See Drawing Above | |
| Ceiling Cutout | 4-3/8" | |
| Environment | Indoor – Dry / Damp / Wet | |
| Certifications |   | |
| Warranty | 5 Years – See published warranty terms for detailed information. | |

■ Based on 4000K

* Exceeding the operating temperature values may damage the LEDs by reducing the lifespan, lumen output, and adversely impact color consistency. It is recommended adequate airflow and heatsinking be taken into consideration in the installation and application of this product. Improper thermal management may lead to premature product failure and void the warranty



ORDERING INFORMATION - LED DOWNLIGHT WITH INTEGRAL JUNCTION BOX – REMODEL

| MODEL | SIZE | WATTAGE | WIRING | HSG RATING & TYPE | CCT / CRI | TRIM FINISH |
|-------|---------------------|---|-------------------------------------|---------------------------------|---|--|
| RLH | 41 41 – 4 inches | 10 10 – 9W (90CRI) 10W (80CRI) | JB JB – Integral Junction Box | RIC IC – Remodel IC Rated | 2790 - 2700K / 90 CRI 3590 - 3500K / 90 CRI 4090 - 4000K / 90 CRI 2780 - 2700K / 80 CRI 3080 - 3000K / 80 CRI 4080 - 4000K / 80 CRI 3090 - 3000K / 90 CRI** | WHWH WHWH – Integral Smooth Baffle / White Trim |

**Consult Factory
Example: RLH-4110JB-RIC-3590-WHWH



www.jescolighting.com
support@jescolighting.com
Tech Support: 855.592.0029

15 Harbor Park Drive
Port Washington, NY 11050
Main Line: 800.527.7796
Fax Line: 855.265-5768

219 South 6th Ave
City of Industry, CA 91746
Main Line: 626.333.3661
Fax Line: 626.333.2955

12/6/2017

Specifications subject to change without notice.



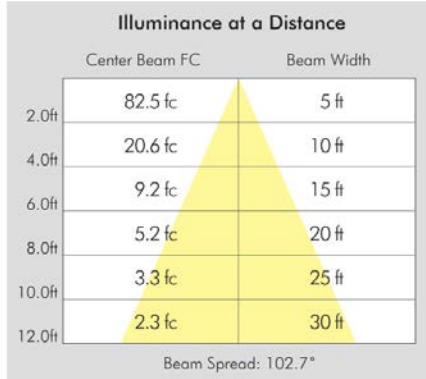
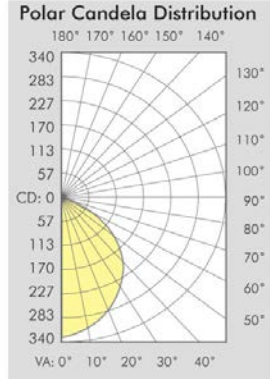
RLH-4110JB-RIC

4" REMODEL IC WITH INTEGRAL JUNCTION BOX
COMMERCIAL LED RECESSED DOWNLIGHTS

| | |
|-------------|--|
| Type | |
| Project | |
| Catalog No. | |

PHOTOMETRIC INFORMATION

3000K / 80CRI



COMPATIBLE DIMMERS

| MANUFACTURER | STYLE | MODEL NUMBER | TYPE |
|---------------------------|-----------------|--------------|-----------------------------------|
| Lutron | Diva | DVCL-153P | (CFL/LED) |
| | Diva | DVELV-303P | (Electronic Low Voltage) |
| | Diva | DVLV-600P | (Magnetic Low Voltage) |
| | Maestro | MACL-153M | (CFL/LED) |
| | Maestro | MFR2-6DN-120 | (Spec Grade) |
| | Skylark | SELV-300P | (Electronic Low Voltage) |
| | Skylark | S-600 | (Incandescent) |
| | Skylark Contour | CTCL-153P | (CFL/LED) |
| Leviton | Acenti | Ate06-1LW | (Electronic Low Voltage) |
| | Trimatron | 705 | (Incandescent) |
| Cooper | Devine | D106P | (Incandescent/Magnet/Low Voltage) |
| Pass & Seymour | Harmony | | (Incandescent 600W) |