



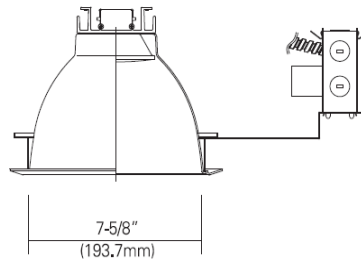
RLH-A801-40

8" NEW CONSTRUCTION NON-IC LED RECESSED DOWNLIGHTS

Type	
Project	
Catalog No.	

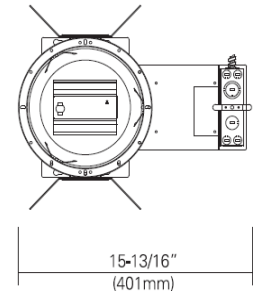


7-7/8"
(201.6mm)



7-5/8"
(193.7mm)

9"
(230mm)



15-13/16"
(401mm)

Shown with RLT-8101-HZWH trim

DESCRIPTION

Designed for new construction applications, the dedicated 8" specification grade LED downlight is available in 43W non-IC configuration. Each version is designed with our high lumen COB LED. The integrated high-efficacy LED, combined with the dimmable driver and high-transmission optical diffuser ensures a uniform light output. Available options include reflectors and stepped baffles.



FEATURES

- 3528 lumens from 43W at 3500K and 90CRI
- High Efficacy of 82 lm/W at 3500K and 90CRI
- Available in 2700K, 3500K and 4000K CCTs
- CRI of 90+
- Advanced heat sink provides superior thermal management for 50,000 hours of operation with 70% lumen maintenance
- Driver Power Factor >.9, THD <20%
- Unique impact resistant polycarbonate lenses provides uniform light output with lamp like appearance
- Dimmable (see compatibility list)
- Die cast aluminum heat sink
- Integral thermal protector to sense over-temperature or internal failure
- Junction box has (5) 1/2" knockouts with true pry-out slots and (4) knockouts with romex cable clamps.
- Trims available – baffle with separate trim and reflector with separate trim
- Mounting Kit provides up to 5" vertical adjustment and accommodates 1/2" EMT conduit
- Remote Emergency Battery Available**
- Fits up to 5/8" ceiling depth

* Exceeding the operating temperature values may damage the LEDs by reducing the lifespan, lumen output, and adversely impact color consistency. It is recommended adequate airflow and heatsinking be taken into consideration in the installation and application of this product. Improper thermal management may lead to premature product failure and void the warranty.

Shown with trim

SPECIFICATIONS

Model	RLH-A801-40
Description	Architectural 8" LED Downlight
Input Voltage	120-277V AC
Wattage	43W
CCT	2700K / 3500K / 4000K
CRI	90+
Dimmable	See compatibility list
Beam Angle	55.3°
Lamp Life*	50,000 hours
Power Factor	>0.9
Environment	Indoor – Dry / Damp
Ceiling Cutout	8 1/8" diameter
Certifications	 
Warranty	5 Years – see published warranty terms for detailed information.

LUMEN DATA

Color Temp	Multiplier	Lumens	Efficacy (lm/W)
2700K / 90CRI [#]	0.916	3231.6	75.2
3500K / 90CRI [#]	Tested	3528	82
4000K / 90CRI [#]	1.052	3711.5	86.3

#Tested with RLT-8101-HZWH trim

ORDERING INFORMATION - 8" LED DOWNLIGHT – NEW CONSTRUCTION

MODEL	SIZE	WATTAGE	CCT / CRI
RLH	A801 A801 – 8" Architectural	40 40 – 43 Watts	2790 - 2700K / 90 CRI 3590 - 3500K / 90 CRI 4090 - 4000K / 90 CRI 3090 - 3000K / 90 CRI**

OPTIONAL EMERGENCY BATTERY**
EM – Optional Emergency Battery

Notes: Reflector and Trim sold separately

Example: RLH-A801-40-3590 + RLT-8101-HZWH

** Consult Factory



www.jescolighting.com
support@jescolighting.com
Tech Support: 855.592.0029

15 Harbor Park Drive
Port Washington, NY 11050
Main Line: 800.527.7796
Fax Line: 855.265-5768

219 South 6th Ave
City of Industry, CA 91746
Main Line: 626.333.3661
Fax Line: 626.333.2955

6/21/2018

Specifications subject to change without notice.

Page 1 of 3



RLH-A801-40

**8" NEW CONSTRUCTION NON-IC
LED RECESSED DOWNLIGHTS**

Type	
Project	
Catalog No.	

8" REFLECTOR TRIM (Sold separately)



HZWH



WHWH

Ordering Information

MODEL - REFLECTOR & TRIM FINISH

RLT-8101

HZWH – Haze Reflector w ith White Trim

WHWH – White Reflector w ith White Trim

8" STEP BAFFLE WITH TRIM (Sold separately)



WHWH

Ordering Information

MODEL - BAFFLE & TRIM FINISH

RLT-8102

WHWH

WHWH – White Baffle w ith White Trim

8" WALL WASH WITH TRIM (Sold separately)*



HZWH

*Consult Factory

Ordering Information

MODEL - WALLWASHREFLECTOR & TRIM FINISH

RLT-8105*

HZWH

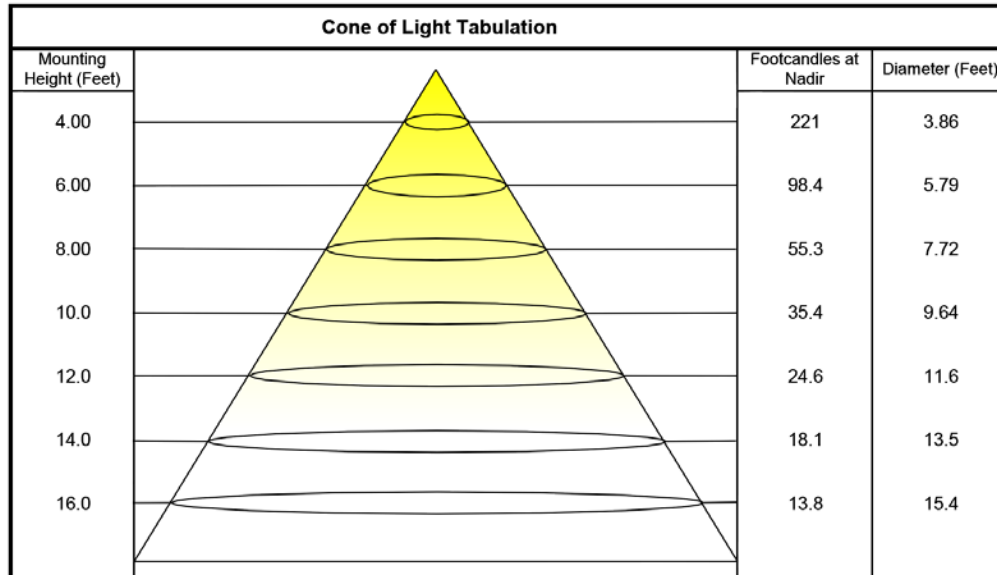
HZWH – Haze Wallw ash with White Trim

OPTIONAL C-CHANNEL HANGER BARS



MODEL	DIMENSION
RSCHB	25-1/8"L x 1-1/2"W x 1/2"H
Sold separately. C-Channel Hanger Bars. Set of Two	

PHOTOMETRIC INFORMATION



For RLH-A801-40-3590 and RLT-8101-HZWH



www.jescolighting.com
support@jescolighting.com
Tech Support: 855.592.0029

15 Harbor Park Drive
Port Washington, NY 11050
Main Line: 800.527.7796
Fax Line: 855.265-5768

219 South 6th Ave
City of Industry, CA 91746
Main Line: 626.333.3661
Fax Line: 626.333.2955

6/21/2018

Specifications subject to change without notice.



RLH-A801-40

**8" NEW CONSTRUCTION NON-IC
LED RECESSED DOWNLIGHTS**

Type	
Project	
Catalog No.	

COMPATIBLE DIMMERS

MANUFACTURER	STYLE	MODEL NUMBER	TYPE
Lutron	Diva	DVCL-153P	(CFL/LED)
	Diva	DVELV-303P	(Electronic Low Voltage)
	Diva	DVTV	(0-10V)
	Diva	DV-600P	(Incandescent)
	Nova	NFTV	(0-10V)
	Lumea	LG-600P	(Incandescent)
	Skylark	SELV-300P	(Electronic Low Voltage)
	Skylark	S-603PG	(Incandescent)
	Skylark	S-600P	(Incandescent)
	Toggler/Ariadni	TGCL-153P	(CFL/LED)
Leviton	Trimatron	6683-1W	(Incandescent)
	IlumaTech	IPI06-1LZ	(Incandescent)
	Decora	IP710-DL	(0-10V)
	IlumaTech	IPE04	(Electronic Low Voltage)
	SureSlide	6631	(Incandescent)
	SureSlide	6633	(Incandescent)
Cooper	Devine	DLC03P	(CFL/LED)
Lightolier		ZP260QEW	(Electronic Low Voltage)