



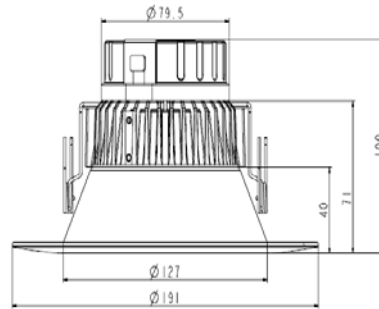
RLR-6618

6" LED RETROFIT MODULE WITH INTERCHANGABLE TRIMS
RESIDENTIAL LED RECESSED DOWNLIGHTS

Type	
Project	
Catalog No.	



Shown with RLT-6602-WH trim



Shown with trim

DESCRIPTION


Easily convert any 6" incandescent recessed downlight to the latest in LED technology without special tools or rewiring. The high lumen 18 W LED module produces a similar light output to that of a 150W PAR 38. The unit is provided with a detachable E26 Base adapter that attaches into an existing E26 incandescent or optional GU24 socket. These lights are suitable for use in either IC/airtight or non-IC applications and in damp or dry environments.

This retrofit module is designed for use with JESCO's 6" housings and can be dimmed down to 5% with most standard incandescent dimmers. The available round or square multi-groove baffle and trim can be ordered in white, black or satin nickel finishes and are easily interchangeable.

FEATURES

- 1450 lm from 18 W
- High Efficacy of 80.5 Lm/W
- CRI of 90+
- Available in 2700K, 3500K and 4000K
- Advanced heat sink provides superior thermal management for 50,000 hours of operation with 70% lumen maintenance
- Unique impact resistant polycarbonate lenses provides uniform light output with lamp-like appearance
- Dimmable (see compatibility list)
- Beam Angle - 90°
- Securely mounts into housing with torsion springs.
- Available with round or square multi-groove baffle trim; fully interchangeable
- Optional GU24 connector cable for incandescent housings

SPECIFICATIONS

Model	RLR-6618
Description	6" LED Retrofit Module
Input Voltage	120 VAC 50/60Hz
Wattage	18 W
CCT	2700K / 3500K / 4000K
Lumens [■]	1450 lm
Efficacy	80 lm/W
CRI	90
Power Factor	>0.90
Operating Temperature	-25°C to +45°C
Dimmable	See compatibility list
Beam Angle	90°
Lamp Life*	50,000 hours
Dimensions	See Drawing Above
Environment	Indoor – Dry / Damp
Certifications	
Warranty	5 Years – see published warranty terms for detailed information.

■ Based on 4000K

*Exceeding the operating temperature values may damage the LEDs by reducing the lifespan, lumen output, and adversely impact color consistency. It is recommended adequate airflow and heatsinking be taken into consideration in the installation and application of this product. Improper thermal management may lead to premature product failure and void the warranty

ORDERING INFORMATION - 6" LED RETROFIT MODULE

MODEL	SIZE	WATTAGE	CCT / CRI
RLR	66 66 – 6 inch	18 18 – 18 Watts	2790 - 2700K / 90 CRI 3590 - 3500K / 90 CRI 4090 - 4000K / 90 CRI 3090 - 3000K / 90 CRI**

**Consult Factory

Note: Reflectors and Trims sold separately
Example: RLR-6618-2790 + RLT-6602-WH



www.jescolighting.com
support@jescolighting.com
Tech Support: 855.592.0029

15 Harbor Park Drive
Port Washington, NY 11050
Main Line: 800.527.7796
Fax Line: 855.265-5768

219 South 6th Ave
City of Industry, CA 91746
Main Line: 626.333.3661
Fax Line: 626.333.2955

Rev
12/6/2017

Specifications subject to change without notice.




RLR-6618

6" LED RETROFIT MODULE WITH INTERCHANGABLE TRIMS
RESIDENTIAL LED RECESSED DOWNLIGHTS

Type	
Project	
Catalog No.	


6" ROUND CAST ALUMINUM BAFFLE/TRIM (Sold separately)



Ordering Information

MODEL	-	BAFFLE & TRIM FINISH
RLT-R6602	-	
		WH - White Baffle/Trim
		BK - Black Baffle/Trim
		BN - Brushed Nickel Baffle/Trim
		CO - Copper Baffle/Trim

6" SQUARE CAST ALUMINUM BAFFLE/TRIM (Sold separately)

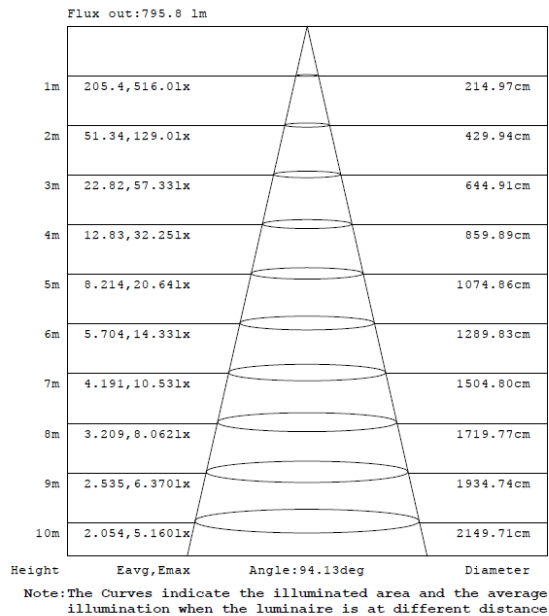
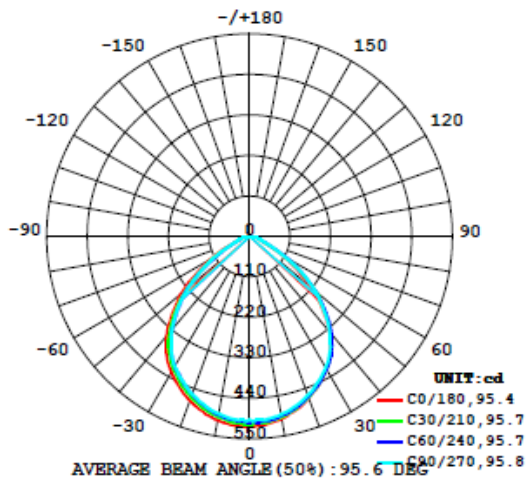


Ordering Information

MODEL	-	BAFFLE & TRIM FINISH
RLT-R6606	-	
		WH - White Baffle/Trim
		BK - Black Baffle/Trim
		BN - Brushed Nickel Baffle/Trim
		CO - Copper Baffle/Trim

PHOTOMETRIC INFORMATION

LUMINOUS INTENSITY DISTRIBUTION DIAGRAM





**RLR-6618**

**6" LED RETROFIT MODULE WITH
INTERCHANGABLE TRIMS**
RESIDENTIAL LED RECESSED DOWNLIGHTS

Type	
Project	
Catalog No.	

COMPATIBLE JESCO LINE VOLTAGE HOUSINGS

MODEL	DESCRIPTION	
RS6000B RS6000BA RS6000BIC RS6000ICA RS6000ICS	6" Line Voltage New Construction	
RS6000R RS6000RA RS6000RIC RS6000RICA RS6000RSR	6" Line Voltage Remodel	

OTHER COMPATIBLE LINE VOLTAGE HOUSINGS

- HALO** H7ICAT, H7RICAT, H7ICT, H7RICT, H7ICATNB, H7ICTNB, H7T, H7RT, H7TNB, H7TCP, H7UICT, H7UICAT, H27ICAT, H27RICAT, H27ICT, H27RICT, H27T, H27RT
- ALL-PRO** EI700AT, EI700RAT, E700ATNB, EI700, EI700R, EI700ATNB, EI700NB, ET700, ET700R, EI700U, EI700UAT, E2700AT, EI2700, EI2700R, ET2700, ET2700R
- JUNO** IC22, IC22R, IC22W, IC22S, IC23, IC23W, IC21, IC21R, TC2, TC2R, IC20, IC20R, TC20, TC20R
- CAPRI** CR1, PR1, QL1, R9ASIC
- LITHONIA** L7X, L7XP
- THOMAS** PS1, R9ASIC/PS9RM
- PRESCOLITE** IBXS

COMPATIBLE DIMMERS

MANUFACTURER	STYLE	MODEL NUMBER	TYPE
Lutron	Caseta	PD-6WCL	(CFL/LED)
	Maestro	MACL-153M	(CFL/LED)
	Ariadni/Toggler	TGCL-153P	(CFL/LED)
	Skylark Contour	CTCL-153P	(CFL/LED)
Leviton	Decora	DSL06-1LZ	(CFL/LED)
	IlumaTech	IPL06-10Z	(CFL/LED)
	SureSlide	6672-1LW	(CFL/LED)
	SureSlide	6674-P0W	(CFL/LED)

ACCESSORIES

AC-GU24/CONN
Optional GU24 Socket Adaptor