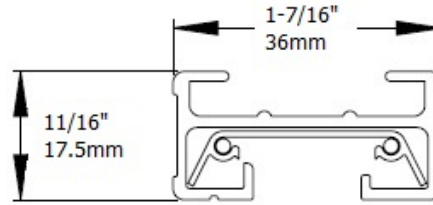
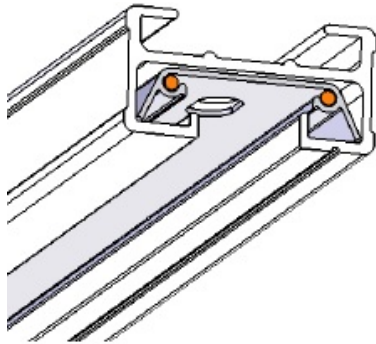




J1 TRACK SYSTEM

SINGLE CIRCUIT
120V

Type	
Project	
Catalog No.	



DESCRIPTION

Track / Power Distribution System suitable for retail, commercial and residential use. Compatible with wide selection of JESCO J and J2 track lighting fixtures. Ships with one **J1EC** (end cap) installed.

CONSTRUCTION

Extruded aluminum "I" beam.
Thermoplastic insulator.
Two #12 AWG solid copper conductors.

MOUNTING

Surface mount to finished ceiling. Toggle bolts included.
Suspend from finished ceiling using **JSK100** and appropriate stem.
Add **SK101** adaptor for sloped ceiling.
Suspend from finished ceiling using cable suspension **JCS048**.

T-Bar ceiling mount using **TBC**.

Recessed mount using appropriate **JRC** recessed channel and accessories.

ELECTRICAL

120V 50/60 Hz 20A max

LABELS



ORDERING INFORMATION

TRACK SYSTEM	LENGTH	FINISH
J1TR = JESCO J1 Track	2 = 2'	-BK – Black
	4 = 4'	-WT – White
	6 = 6'	
	8 = 8'	

J1TR		-
------	--	---

Recessed Channel

JRC4	4-ft recessed channel
JRC8	8-ft recessed channel
JRCLE	Recessed housing for end feed
JRCIP	Recessed housing for I connector/feed
JRCLP	Recessed housing for L connector/feed
JRCTP	Recessed housing for T connector/feed
JRCXP	Recessed housing for X connector/feed
JRCEC	End cap for recessed channel

Fixture Extensions

J2HVFE12	12" line voltage fixture extension
J2HVFE18	18" line voltage fixture extension
J2HVFE24	24" line voltage fixture extension
J2HVFE36	36" line voltage fixture extension
J2HVFE48	48" line voltage fixture extension
LVFE06	6" low voltage fixture extension
LVFE12	12" low voltage fixture extension
LVFE18	18" low voltage fixture extension
LVFE24	24" low voltage fixture extension
LVFE36	36" low voltage fixture extension
LVFE48	48" low voltage fixture extension

Power Feeds and Connectors

J1LE	End feed
J1LEC	End feed with outlet box cover
J1LEBX	Conduit end feed
J1FC	Floating canopy
J1IJ	Mini I joiner
J1ILP	Adjustable I or L connector/feed
J1TP	Adjustable T connector/feed
J1XP	X connector/feed
J1FLXJ	Flexible joiner
J1MP	Monopoint Canopy Adapter

Suspension

JSK100	Suspension canopy
JSK102	Wireway cover for suspension
SK100	Suspension stem coupling
SK101	Sloped ceiling suspension adaptor
SK106	6" suspension stem
SK112	12" suspension stem
SK118	18" suspension stem
SK124	24" suspension stem
SK136	36" suspension stem
SK148	48" suspension stem
J1CS048P	48" cable suspension w/ powerfeed
JCS048	48" cable suspension

Accessories

CP1	Outlet box cover
J1EC	End cap

T-Bar Ceiling

J1TBLE	T-Bar end feed
J1TBP	T-Bar adjustable I or L connector/feed
TBC	T-Bar attachment clip



www.jescolighting.com
support@jescolighting.com
Tech Support: 855.592.0029

15 Harbor Park Drive
Port Washington, NY 11050
Main Line: 800.527.7796
Fax Line: 855.265.5768

219 South 6th Ave
City of Industry, CA 91746
Main Line: 855.654.0110
Fax Line: 626.333.2955

Specifications subject to change without notice.

9/15/2022

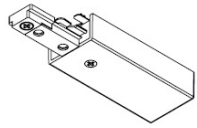
Page 1



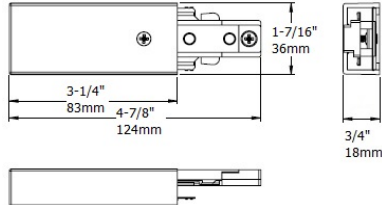
J1 TRACK SYSTEM

SINGLE CIRCUIT
120V

Type	
Project	
Catalog No.	

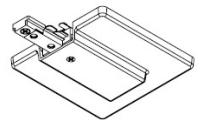


J1LE
■ ■ ■
End Feed

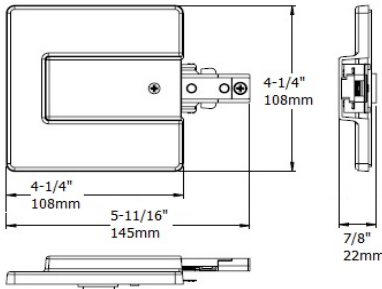


Direct wiring through ceiling with BX or end feed in suspension. **CP1** (outlet box cover) required over junction box. Accepts 3/8" or 1/2" (trade size) electrical fittings. Reversed polarity available upon request.

ORDERING INFORMATION	
ITEM NO.	FINISH
J1LE – End Feed	-BK – Black
J1LER – Reversed Polarity	-WT – White
J1LE	-

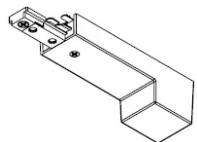


J1LEC
■ ■ ■
End Feed with
Outlet Box
Cover

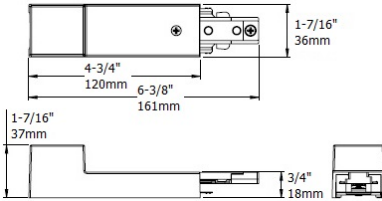


Wiring through junction box. Built-in junction box cover. Reversed polarity available upon request.

ORDERING INFORMATION	
ITEM NO.	FINISH
J1LEC – End Feed w/ Outlet Box Cover	-BK – Black
J1LECR – Reversed Polarity	-WT – White
J1LEC	-

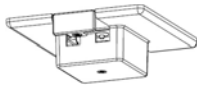


J1LEBX
■ ■ ■
Conduit End
Feed

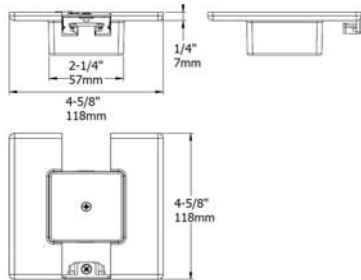


Surface conduit wiring. Accepts 3/8" or 1/2" (trade size) electrical fittings. Reversed polarity available upon request. Combine standard and reversed polarity for a conduit continuity kit.

ORDERING INFORMATION	
ITEM NO.	FINISH
J1LEBX – Conduit End Feed	-BK – Black
J1LEBXR – Reversed Polarity	-WT – White
J1LEBX	-

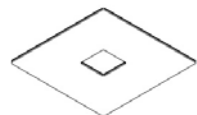


J1FC
■ ■ ■
Floating Canopy

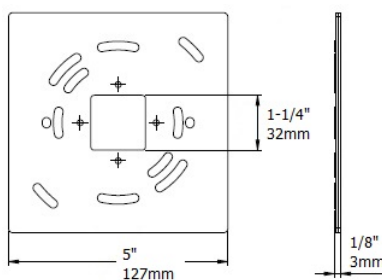


Wiring through junction box. Can be located anywhere along track. Comes with one **J1EC** (end cap).

ORDERING INFORMATION	
ITEM NO.	FINISH
J1FC – Floating Canopy	-BK – Black
	-WT – White
J1FC	-



CP1
■ ■ ■
Outlet Box
Cover



Covers 4" junction box at feed point.

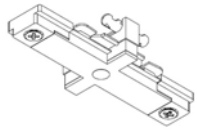
ORDERING INFORMATION	
ITEM NO.	FINISH
CP1 – Outlet box cover	-BK – Black
	-WT – White
CP1	-



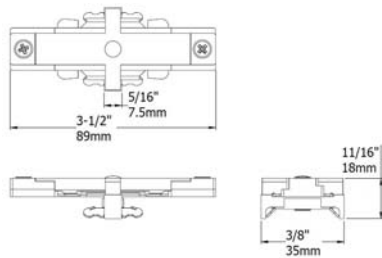
J1 TRACK SYSTEM

SINGLE CIRCUIT
120V

Type	
Project	
Catalog No.	



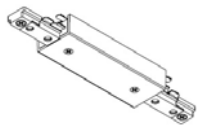
J1IJ
■ ■ ■
Mini I Joiner



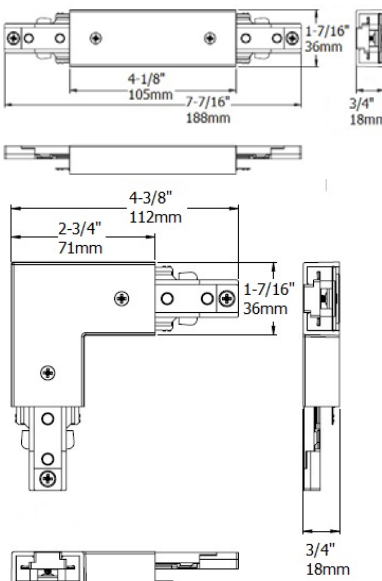
Connects two track sections. Low profile design for a clean continuous run.

ORDERING INFORMATION

ITEM NO.	FINISH
J1IJ – Mini I Joiner	-BK – Black -WT – White
J1IJ	-



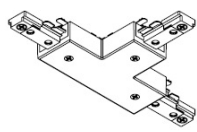
J1ILP
■ ■ ■
Adjustable I or L
Connector/Feed



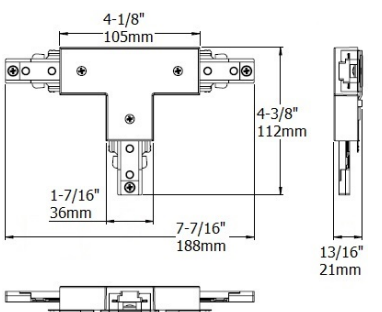
Connects two track sections in a straight or 90° configuration. Ships with 90° cover installed, straight cover included. May be used as feed point. **CP1** (outlet box cover) required over junction box.

ORDERING INFORMATION

ITEM NO.	FINISH
J1ILP – I or L Connector/Feed	-BK – Black -WT – White
J1ILP	-



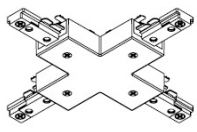
J1TP
■ ■ ■
Adjustable T
Connector/Feed



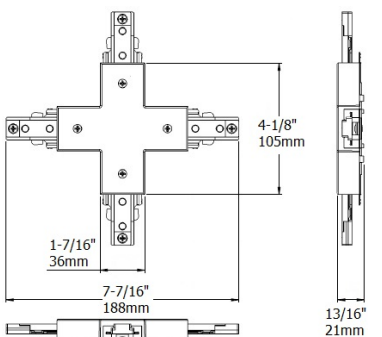
Connects three track sections in a T configuration. Adjustable for right or left application. May be used as feed point. **CP1** (outlet box cover) required over junction box.

ORDERING INFORMATION

ITEM NO.	FINISH
J1TP – T Connector/Feed	-BK – Black -WT – White
J1TP	-



J1XP
■ ■ ■
X
Connector/Feed



Connects four track sections in an X configuration. Factory wired for two separate 90° runs. May be field wired for one run. May be used as feed point. **CP1** (outlet box cover) required over junction box.

ORDERING INFORMATION

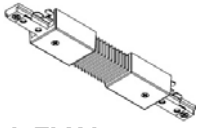
ITEM NO.	FINISH
J1XP – X Connector/Feed	-BK – Black -WT – White
J1XP	-



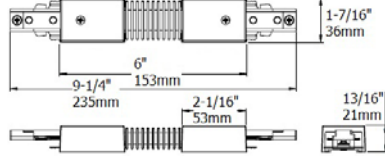
J1 TRACK SYSTEM

SINGLE CIRCUIT
120V

Type	
Project	
Catalog No.	



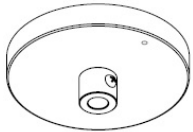
J1FLXJ
Flexible Joiner



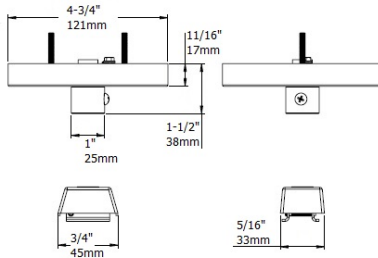
Connects two track sections up to 90° left, right, up or down.

ORDERING INFORMATION

ITEM NO.	FINISH
J1FLXJ – Flexible Joiner	-BK – Black -WT – White
J1FLXJ	-



JSK100
Suspension Canopy



Suspend track from ceiling or junction box. Includes canopy and track bracket. Stem not included. Suspension stem in 6", 12", 18" 24", 36" and 48" are available to be ordered separately. Stem may be extended in any combination using **SK100** (suspension stem coupling).

For sloped ceiling application, add **SK101** (sloped ceiling suspension adaptor). One required per suspension canopy.

For electrical feed, add **JSK102** (wireway cover for suspension). One required per **J1LE** (end feed).

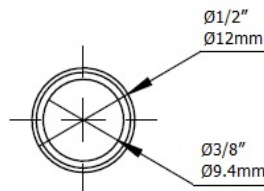
Use 2 per **J1TR2** (2' track) or **J1TR4** (4' track).
Use 3 per **J1TR6** (6' track) or **J1TR8** (8' track).

ORDERING INFORMATION

ITEM NO.	FINISH
JSK100 – Suspension Canopy	-BK – Black -WT – White
JSK100	-



SK1
Suspension Stem



Suspend track from ceiling or junction box. Includes stem only. One required per **JSK100** (suspension canopy). 1/4" IPS (Iron Pipe Standard).

Available in 6", 12", 18" 24", 36" and 48". Stem may be extended in any combination using **SK100** (suspension stem coupling).

Use 2 per **J1TR2** (2' track) or **J1TR4** (4' track).
Use 3 per **J1TR6** (6' track) or **J1TR8** (8' track).

ORDERING INFORMATION


ITEM NO.	LENGTH	FINISH
SK1	06 – 6" Suspension Stem 12 – 12" Suspension Stem 18 – 18" Suspension Stem 24 – 24" Suspension Stem 36 – 36" Suspension Stem 48 – 48" Suspension Stem	-BK – Black -WT – White
SK1		-



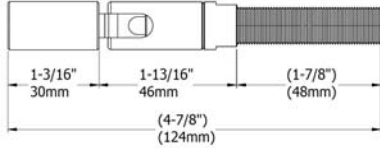
J1 TRACK SYSTEM

SINGLE CIRCUIT
120V

Type	
Project	
Catalog No.	



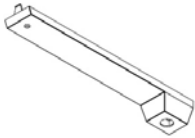
SK101
Sloped Ceiling Suspension Adaptor



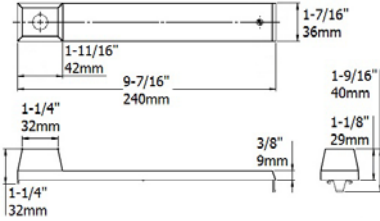
Suspend track from sloped ceiling. Use in conjunction with **JSK100** (suspension canopy). May be used to feed electrical wire up to 60° angle.

ORDERING INFORMATION

ITEM NO.	FINISH
SK101 – Sloped Ceiling Adaptor	-BK – Black -WT – White
SK101	-



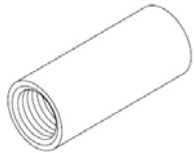
JSK102
Wireway Cover for Suspension



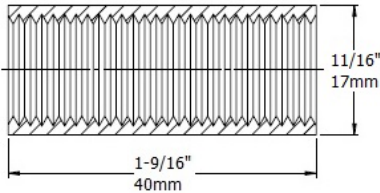
Conceals electrical feed wire from stem to **J1LE** (end feed). One required per **J1LE** (end feed).

ORDERING INFORMATION

ITEM NO.	FINISH
JSK102 – Wireway Cover	-BK – Black -WT – White
JSK102	-



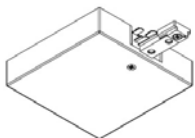
SK100
Suspension Stem Coupling



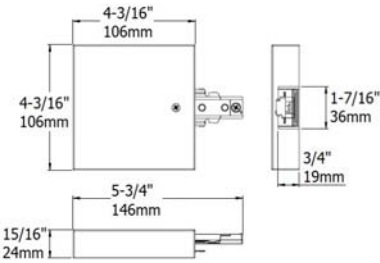
Connects two suspension stems to extend the drop. Suspension stem in 6", 12", 18" 24", 36" and 48" may be extended in any combination.

ORDERING INFORMATION

ITEM NO.	FINISH
SK100 – Suspension Stem Coupling	-BK – Black -WT – White
SK100	-



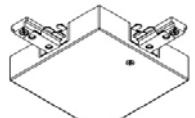
J1TBLE
T-Bar End Feed



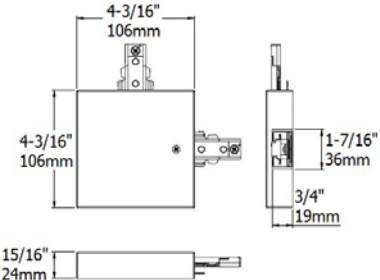
Direct wiring through ceiling tile with BX when T-Bar is directly above track. Accepts 3/8" or 1/2" (trade size) electrical fittings. Reversed polarity available upon request.

ORDERING INFORMATION

ITEM NO.	FINISH
J1TBLE – T-Bar End Feed J1TBLE – Reversed Polarity	-WT – White
J1TBLE	-WT



J1TBP
T-Bar Adjustable I or L Connector/Feed



Connects two track sections in a straight or 90° configuration when T-Bar is directly above track. Accepts 3/8" or 1/2" (trade size) electrical fittings. May be used as feed point.

ORDERING INFORMATION

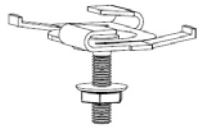
ITEM NO.	FINISH
J1TBP – T-Bar I or L Connector/Feed	-WT – White
J1TBP	-WT



J1 TRACK SYSTEM

SINGLE CIRCUIT
120V

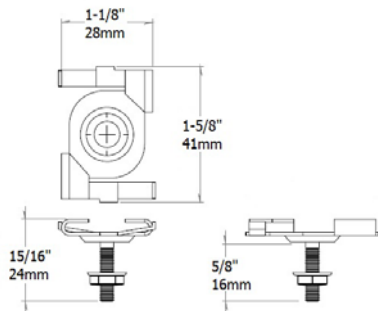
Type	
Project	
Catalog No.	



TBC

■ ■ ■

T-Bar Attachment
Clip



Twists on to T-grid for fast, easy and secure installation. Fits 15/16" T-grid. Supports up to 25-lbs static load.

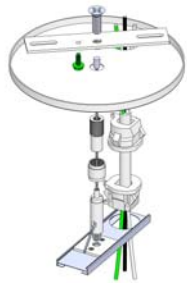
Use 2 per **J1TR2** (2' track) or **J1TR4** (4' track).
Use 3 per **J1TR6** (6' track) or **J1TR8** (8' track).

ORDERING INFORMATION

ITEM NO.

TBC – T-Bar Attachment Clip

TBC



J1CS048P

■ ■ ■

Cable Suspension
w/ Powerfeed

Suspend track from junction box where powerfeed is needed. Includes canopy, 1/16" galvanized cable, 12/3 SJT cord, strain relieve and 4" cable ties.

Two-piece cable coupler design allows access to junction box without dropping the track. Length is easily adjustable using gripper w/ side exit on bottom end.

One required per **J1LE** (end feed).
Use in conjunction with **JCS048** (cable suspension).

ORDERING INFORMATION

ITEM NO.

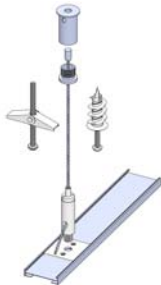
J1CS048P – 48" cable suspension
w/ powerfeed

FINISH

-BK – Black
-WT – White

J1CS048P

-



JCS048

■ ■ ■

Cable Suspension

Suspend track from ceiling. Includes plastic self drilling drywall anchor, #1/8 toggle wing, 1/16" galvanized cable.

Two-piece standoff provides easy installation and minimal footprint of only 5/8". Length is easily adjustable using gripper w/ side exit on bottom end.

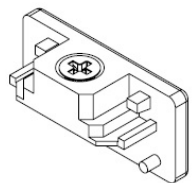
Use 2 per **J1TR2** (2' track) or **J1TR4** (4' track).
Use 3 per **J1TR6** (6' track) or **J1TR8** (8' track).
Use **J1CS048P** (cable suspension w/ powerfeed) where powerfeed is needed.

ORDERING INFORMATION

ITEM NO.

JCS048 – 48" cable suspension

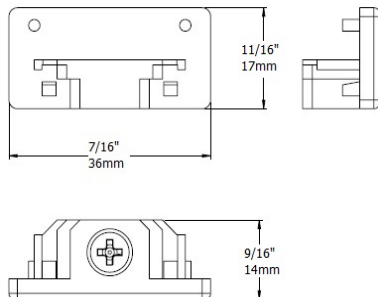
JCS048



J1EC

■ ■ ■

End Cap



Covers end of track section. One included with each **J1TR** (JESCO J1 track).

ORDERING INFORMATION

ITEM NO.

J1EC – End cap

FINISH

-BK – Black
-WT – White

J1EC

-



www.jescolighting.com
support@jescolighting.com
Tech Support: 855.592.0029

15 Harbor Park Drive
Port Washington, NY 11050
Main Line: 800.527.7796
Fax Line: 855.265.5768

219 South 6th Ave
City of Industry, CA 91746
Main Line: 855.654.0110
Fax Line: 626.333.2955

Specifications subject to change without notice.

9/15/2022

Page 6



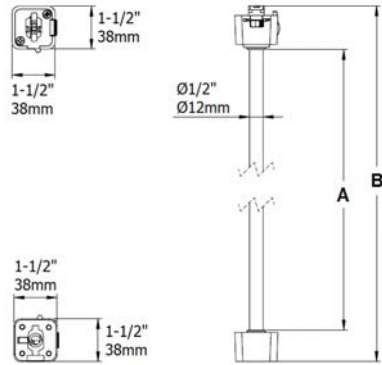
J1 TRACK SYSTEM

SINGLE CIRCUIT
120V

Type	
Project	
Catalog No.	



J2HVFE
Line Voltage
Fixture Extension



Extends line voltage fixture from track. For use with **J1TR** (JESCO J1 track) or **J2TR** (JESCO J2 track).

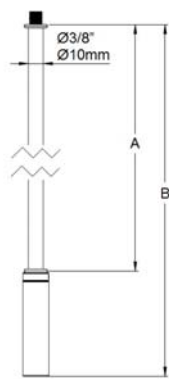
ORDERING INFORMATION

ITEM NO.	LENGTH	FINISH
J2HVFE – Line voltage fixture extension	12 – A=12"/B=14.5"	-BK – Black
	18 – A=18"/B=20.5"	-WT – White
	24 – A=24"/B=26.5"	
	36 – A=36"/B=38.5"	
	48 – A=48"/B=50.5"	

J2HVFE		-
---------------	--	---



LVFE
Low Voltage
Fixture Extension

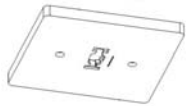


Extends low voltage fixture lamp housing from transformer housing. Factory assembled.

ORDERING INFORMATION

ITEM NO.	LENGTH	FINISH
LVFE – Low voltage fixture extension	06 – 6" (8.5" actual)	-BK – Black
	12 – 12" (14.5" actual)	-WT – White
	18 – 18" (20.5" actual)	
	24 – 24" (26.5" actual)	
	36 – 36" (38.5" actual)	
	48 – 48" (50.5" actual)	

LVFE		-
-------------	--	---



J1MP
Monopoint
Canopy

Mounts a single track fixture to a recessed junction box.

ORDERING INFORMATION

ITEM NO.	FINISH
J1MP – Monopoint Canopy	-BK – Black
	-WT – White

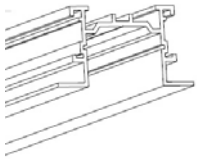
J1MP	-
-------------	---



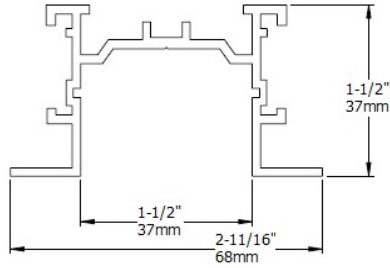
J1 TRACK SYSTEM

SINGLE CIRCUIT
120V

Type	
Project	
Catalog No.	

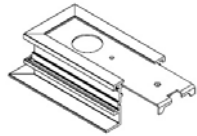


JRC
Recessed Channel

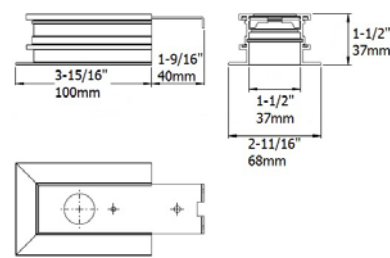


Recessed channel for **J1TR** (Jesco J1 Track).

ORDERING INFORMATION		
ITEM NO.	LENGTH	FINISH
JRC – Recessed Channel	4 = 4' 8 = 8'	-WT – White
JRC		-WT

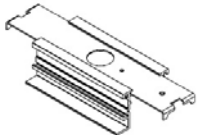


JRCLC
Recessed Housing for End Feed

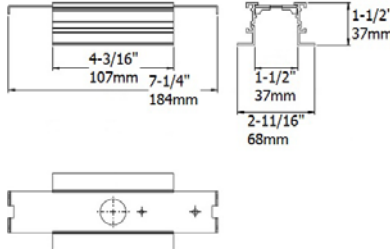


Recessed housing for **J1LE** (end feed).

ORDERING INFORMATION	
ITEM NO.	FINISH
JRCLC – Recessed Housing for End Feed	-WT – White
JRCLC	-WT

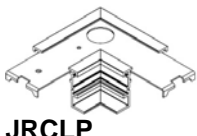


JRCIP
Recessed Housing for I Connector/Feed

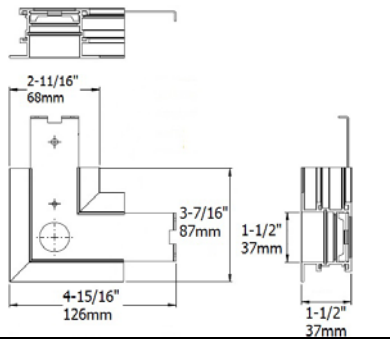


Recessed housing for **J1ILP** (adjustable I or L connector/feed). Use when in straight configuration.

ORDERING INFORMATION	
ITEM NO.	FINISH
JRCIP – Recessed Housing for I Connector/Feed	-WT – White
JRCIP	-WT

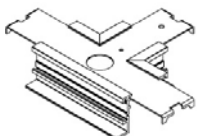


JRCLP
Recessed Housing for L Connector/Feed

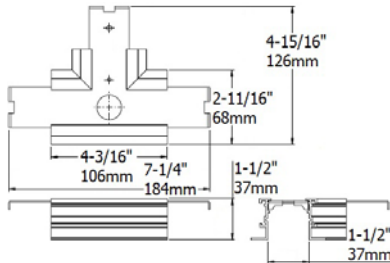


Recessed housing for **J1ILP** (adjustable I or L connector/feed). Use when in 90° configuration.

ORDERING INFORMATION	
ITEM NO.	FINISH
JRCLP – Recessed Housing for L Connector/Feed	-WT – White
JRCLP	-WT



JRCTP
Recessed Housing for T Connector/Feed



Recessed housing for **J1TP** (adjustable T connector/feed).

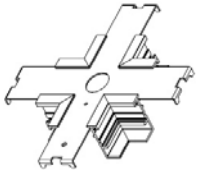
ORDERING INFORMATION	
ITEM NO.	FINISH
JRCTP – Recessed Housing for T Connector/Feed	-WT – White
JRCTP	-WT



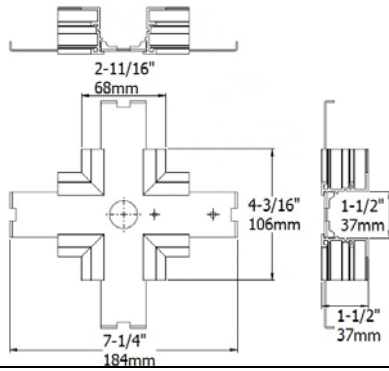
J1 TRACK SYSTEM

SINGLE CIRCUIT
120V

Type	
Project	
Catalog No.	



JRCXP
Recessed Housing for X Connector/Feed



Recessed channel for J1XP (X connector/feed).

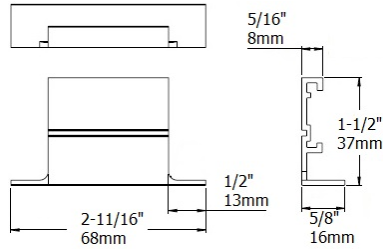
ORDERING INFORMATION

ITEM NO.	FINISH
JRCXP – Recessed Housing for X Connector/Feed	-WT – White

JRCXP	-WT
-------	-----



JRCEC
End Cap for Recessed Channel



End cap for recessed channel.

ORDERING INFORMATION

ITEM NO.	FINISH
JRCEC – End Cap for Recessed Channel	-WT – White

JRCEC	-WT
-------	-----