

FLEX2 SERIES

24V FLEXIBLE LINEAR



SECOND EDITION


JESCO
LIGHTING GROUP



FLEX2 SERIES – THE FIRST FLEXIBLE LED LINEAR LIGHTING

JESCO Lighting is proud to be the first to offer a complete line of FLEX2 LED Low Voltage Flexible Linear Lighting. As the original company to introduce flexible linear lighting to the U.S., we have now greatly expanded our collection, knowledge, and expertise.

This commitment has made JESCO the go-to choice for designers who understand that not all flexible linears are created equal. This collection offers a variety of innovative solutions to meet the needs of any application.

FLEX2 ESSENTIAL SERIES –

Our DL-FLEX2-UP precision modular lighting system is offered in three light outputs, and supported with a wide range of accessories and control options. The 3D is bendable laterally.

FLEX2 PERFORMANCE SERIES – Consists of SHD Super High Density for superior brightness and seamless illumination; SHE Super High Efficacy with over 160Lm/W; SHE HO Super High Efficacy and High Output of nearly 1000Lm/Ft; and SHO Super High Output offers over 1100Lm/Ft.

The LR62 has a max run length of over 62Ft.; the DTW smoothly mimics the dimming curve of an incandescent lamp, from 3000K at full brightness to 1800K with no hotspots. The FS with a high CRI value of over 95+ offers excellent color rendering. The DL-FLEX2-3D bends in both horizontal and vertical planes, delivering vibrant illumination and seamless pairing with the CH-RM-41 channel for flexible, precise installation. The SC Single Cut provides a precise minimal cut length; the HD-CV is bendable at 90° angles and provides ultra brightness and seamless illumination with no dark spots. The SEL and DEL offers single and double edge up/down lighting of columns or curved surfaces.

FLEX2 COLOR CHANGING SERIES –

Includes RGB, RGB-HD, RGBW, RGBWW, RGB-DMX collections that are programmable with the use of RGB or DMX controllers to achieve any degree of lighting effects and color output. The addition of the white LEDs expands the color pallet to include pastel shades and other nuanced tones that are difficult to achieve with just RGB.

FLEX2 OUTDOOR/INDOOR SERIES –

Waterproof and Rated IP66, the WETCC, WETCC-HO, and WETCC-RGB offers standard output, High Output as well as Color Changing options with the use of an RGB or DMX controller.

JESCO offers layout assistance and technical support for all its products.

	page 4	page 4	page 4	page 4	page 5	page 5	page 5	page 5	page 6	page 6	page 6	page 6	page 7	page 7	page 7	page 7	page 8	page 8	page 8	page 8	page 8	page 8	page 9	page 9	page 9
	UP	UP-HO	UP-ULTRA	UP-3D	SHD	SHE	SHE-HO	SHO	LR62	DTW	FS	3D-4W	SC	HD-CV	SEL	DEL	UP-REB	RGB-HD	RGBWW	RGBW	RGBW-DMX	WETCC	WETCC-HO	WETCC-RGB	
Indoor Dry	•	•	•	•	•	•	•	•	•	•	•	•	•	•	•	•	•	•	•	•	•	•	•	•	•
Indoor Damp																							•	•	•
Outdoor Damp/Wet																							•	•	•
Low Voltage 24V	•	•	•	•	•	•	•	•	•	•	•	•	•	•	•	•	•	•	•	•	•	•	•	•	•
Dimmable	•	•	•	•	•	•	•	•	•	•	•	•	•	•	•	•	•	•	•	•	•	•	•	•	•
RGB / DMX																	•	•	•	•	•				
CASAMBI Ready	•	•	•	•	•	•	•	•	•	•	•	•	•	•	•	•	•	•	•	•	•	•	•	•	•
TUYA RF & WiFi Compatible	•	•	•	•	•	•	•	•	•	•	•	•	•	•	•	•	•	•	•	•	•	•	•	•	•
Smart Track Power System Compatible	•	•	•	•													•								
Watts/Foot	1.3	2.8	4.1	2.2	4.3	4.3	6.0	8.9	1.5	4.6	4.4	4.4	4.3	6.0	2.9	3.7	3.9	3.8	4.7	4.0	5.8	1.3	3.25	3.9	
Lumens/Foot	129	254	361	174	329	692	966	1128	112	314	298	543	449	564	237	395	123	198	289	251	240	120	280	96	
Efficacy (Lm/W)	97	91	88	79	77	54	54	126	74	72	68	124	105	94	81	107	32	30	62	65	41	92	86	25	
CRI	90+	90+	90+	90+	90+	90+	90+	90+	90+	90+	95+	90+	80+	80+	80+	80+			90+	90+	90+	80+	80+		
LED/Ft.	18	18	18	18	90	54	54	72	18	72	36	36	36	72	36	72	18	36	54	18	36	18	18	18	
3 Steps MacAdam	•	•	•	•	•	•	•	•	•	•	•	•	•	•	•	•	•	•	•	•	•	•	•	•	•
1800K										•															
2400K										•															
2700K	•	•	•	•	•	•	•	•		•	•	•	•	•	•	•									
3000K	•	•	•	•	•	•	•	•	•	•	•	•	•	•	•	•			•	•	•	•	•	•	•
3500K	•	•	•	•	•	•	•	•			•	•	•	•	•	•									
4000K	•	•	•	•	•	•	•	•	•		•	•	•	•	•	•							•	•	
5000K	•	•			•	•	•	•			•		•	•	•	•									
6500K	•	•			•	•	•	•			•		•	•	•	•			•						
Red	•																								
Amber	•																								
Green	•																								
Blue	•																								
RGB																	•	•	•	•	•				•
Max Run	30'	30'	20'	17'	20'	20'	15'	10'	62.4'	16.4'	20'	16'	20'	14'	30'	20'	20'	20'	16.4'	20'	16'	30'	20'	20'	
Cut Increments	4"	4"	4"	4"	7/8"	2"	2"	1 3/8"	1 3/8"	2"	2"	2"	3/8"	1"	2"	1"	4"	2"	4"	4"	2"	4"	4"	4"	
Field-Cutttable	•	•	•	•	•	•	•	•	•	•	•	•	•	•	•	•	•	•	•	•	•	•	•	•	•
Connectors*	A	A	A	A	DE	BDE	BDE	DE	DE	E	CE	-	CE	F	G	G	H	I	-	J	-	K	K	L	

A DL-FLEX2-UP Connectors

B Crystal Connectors 10

C Clamp Connectors 10A

D Clamp Connectors 10B

E Terminal Block Connectors

F Clamp Connectors 12B

G Clamp Connectors 08

H DL-FLEX2-UP-RGB Connectors

I DL-FLEX2-RGB-HD Connectors

J DL-FLEX2-RGBW Connectors

K Outdoor Connectors


L RGB Outdoor Connectors

* See page 11 for full list of wiring accessories.

All sizes are nominal. Lumen information based on 4000K data.

Specifications subject to change without notice. See spec sheet or jescolighting.com for more details.

FLEX2 SERIES • ESSENTIAL



DL-FLEX2-UP

FLEX2 STANDARD OUTPUT STATIC

90+ CRI	129 Lm/Ft	1.3 W/Ft	97 Lm/W	18 LED/Ft	120°	4" MIN	30' MAX	DIM	DRY	UL LISTED	A TYPE ACCESSORIES
27K	30K	35K	40K	50K	65K	RED	AMBER	GREEN	BLUE		



DL-FLEX2-UP-HO

FLEX2 HIGH OUTPUT STATIC

90+ CRI	254 Lm/Ft	2.8 W/Ft	91 Lm/W	18 LED/Ft	120°	4" MIN	30' MAX	DIM	DRY	UL LISTED	A TYPE ACCESSORIES
27K	30K	35K	40K	50K	65K						



DL-FLEX2-UP-ULTRA

FLEX2 ULTRA HIGH OUTPUT STATIC

90+ CRI	361 Lm/Ft	4.1 W/Ft	88 Lm/W	18 LED/Ft	120°	4" MIN	20' MAX	DIM	DRY	UL LISTED	A TYPE ACCESSORIES
27K	30K	35K	40K	50K	65K						



DL-FLEX2-UP-3D

3D BENDABLE LED FLEXIBLE LINEAR

90+ CRI	174 Lm/Ft	2.2 W/Ft	79 Lm/W	18 LED/Ft	120°	4" MIN	17' MAX	DIM	DRY	UL LISTED	A TYPE ACCESSORIES
27K	30K	40K									

TO ORDER

SERIES	MODEL	CCT
DL-FLEX2		

UP - Standard Output
UP-HO - High Output
UP-ULTRA - Ultra High Output
UP-3D - 3D-Bendable

See selection above

- Constant Current integral IC technology provides uniform intensity and output over the entire run.
- Integral Quick Connector every 12" provides easy sizing without soldering.
- Three levels of light output: 100+ Lm/Ft, 200+ Lm/Ft, 300+ Lm/Ft
- Smart Track compatible with the use of DL-FLEX2-IG-PC12 Power Cable.
- DL-FLEX2-UP-3D is bendable on both the vertical and lateral planes.
- Compatible with a wide range of Extruded Aluminum Channels for various applications and optimum heat dissipation.

All sizes are nominal. Lumen info based on 90CRI 4000K. See page 11 for wiring accessories. Specifications subject to change without notice. See spec sheet or jescolighting.com for more details.




DL-FLEX2-SHD

SUPER HIGH DENSITY STATIC - 90 LEDS/FT

3 SDCM	90+ CRI	329 Lm/Ft	4.3 W/Ft	77 Lm/W	90 LED/Ft	120°	7/8" MIN	20' MAX	DIM	DRY	UL LISTED	D, E TYPE ACCESSORIES
<div style="display: flex; justify-content: space-around;"> 27K 30K 35K 40K 50K 65K </div>												

- Super High-Density LED configuration delivers ultra brightness and seamless illumination with no dark spots.



DL-FLEX2-SHE

SUPER HIGH EFFICACY

3 SDCM	90+ CRI	692 Lm/Ft	4.3 W/Ft	161 Lm/W	54 LED/Ft	120°	2" MIN	20' MAX	DIM	DRY	UL LISTED	JA8 TITLE 24	B, D, E TYPE ACCESSORIES
<div style="display: flex; justify-content: space-around;"> 27K 30K 35K 40K 50K 65K </div>													

- Market-leading efficacy of over 160Lm/W.
- High-Density LED configuration delivers ultra brightness and seamless illumination with no dark spots.
- Easy installation - cut ends link with connectors without soldering
- CA JA8 Title 24 Compliant.



DL-FLEX2-SHE-HO

SUPER HIGH EFFICACY HIGH OUTPUT

3 SDCM	90+ CRI	966 Lm/Ft	6.0 W/Ft	161 Lm/W	54 LED/Ft	120°	2" MIN	15' MAX	DIM	DRY	UL LISTED	JA8 TITLE 24	B, D, E TYPE ACCESSORIES
<div style="display: flex; justify-content: space-around;"> 27K 30K 35K 40K 50K 65K </div>													

- Market-leading efficacy of over 160Lm/W.
- Super High Output of nearly 1000Lm/Ft.
- High-density LED configuration provides even, diffused illumination without dark spots
- Easy installation - cut ends link with connectors without soldering.
- CA JA8 Title 24 Compliant



DL-FLEX2-SHO

SUPER HIGH OUTPUT STATIC

3 SDCM	90+ CRI	1128 Lm/Ft	8.9 W/Ft	126 Lm/W	72 LED/Ft	120°	1 3/8" MIN	10' MAX	DIM	DRY	UL LISTED	D, E TYPE ACCESSORIES
<div style="display: flex; justify-content: space-around;"> 27K 30K 35K 40K 50K 65K </div>												

- Super High Output of over 1100Lm/Ft.
- Super High-Density LED configuration delivers ultra brightness and seamless illumination with no dark spots.
- Requires the use of Aluminum Channels for optimum heat dissipation.

TO ORDER

SERIES	MODEL	CCT
DL-FLEX2	- <input type="text"/>	- <input type="text"/>

SHD - Super High Density
SHE - Super High Efficacy
SHE-HO - Super High Efficacy High Output
SHO - Super High Output

See selection above

All sizes are nominal.
 Lumen info based on 90CRI 4000K.
 See page 11 for wiring accessories.
 Specifications subject to change without notice. See spec sheet or jescolighting.com for more details.

FLEX2 SERIES • PERFORMANCE



DL-FLEX2-LR62

LONG RUN

90+ CRI	112 Lm/Ft	1.5 W/Ft	74 Lm/W	18 LED/Ft	120°	1 3/8" MIN	62.4' MAX	DIM	DRY	UL LISTED	D,E TYPE ACCESSORIES
---------	-----------	----------	---------	-----------	------	------------	-----------	-----	-----	-----------	----------------------

30K 40K

- A low-wattage lighting solution with a single power supply supports a long run of over 62'.
- Integral Voltage Regulators ensures even light output throughout the entire run.
- Easy installation - cut ends link with connectors without soldering.



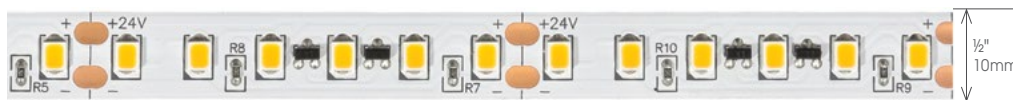
DL-FLEX2-DTW-3018

DIM-TO-WARM

3 SDCM	90+ CRI	129 Lm/Ft	4.6 W/Ft	314 Lm/W	72 LED/Ft	120°	2" MIN	16.4' MAX	DIM-TO-WARM	DRY	UL LISTED	E TYPE ACCESSORIES
--------	---------	-----------	----------	----------	-----------	------	--------	-----------	-------------	-----	-----------	--------------------

Lumen data shown @3000K, maximum brightness.

- Smoothly mimics the dimming curve of an incandescent lamp.
- 3000K at full brightness, dims down to 1800K
- High-density LED configuration provides even, diffused illumination without dark spots
- Easy installation - cut ends link with connectors without soldering.



DL-FLEX2-FS

FULL SPECTRUM

3 SDCM	95+ CRI	298 Lm/Ft	4.4 W/Ft	68 Lm/W	36 LED/Ft	120°	2" MIN	20' MAX	DIM	DRY	UL LISTED	C,E TYPE ACCESSORIES
--------	---------	-----------	----------	---------	-----------	------	--------	---------	-----	-----	-----------	----------------------

27K 30K 35K 40K 50K 65K

- With a high CRI of 95+ (R1 to R15 above 90, TM-30 Rf and Rg values above 95, and CQS above 95), this product offers exceptional color rendering.
- Temperature sensing and Constant Current IC technology ensure a long lifespan with uniform intensity and output throughout the entire run.



DL-FLEX2-3D-4W

3D BENDABLE

3 SDCM	90+ CRI	543 Lm/Ft	4.4 W/Ft	124 Lm/W	36 LED/Ft	120°	2" MIN	16' MAX	DIM	DRY	UL LISTED
--------	---------	-----------	----------	----------	-----------	------	--------	---------	-----	-----	-----------

29K 32K 39K 45K

- Bends effortlessly in both horizontal and vertical planes, delivering brilliant illumination that highlights architectural features and elevates ambient spaces.
- Designed for seamless integration with the CH-RM-41 3D bending channel, offering maximum creative flexibility and precise installation.

TO ORDER

SERIES

DL-FLEX2

MODEL

LR62 - Long Run 62Ft.
DTW - Dim-to-Warm
FS - Full Spectrum
3D-4W - 3D Bendable, 4 Watt/Ft.

CCT

See selection above

All sizes are nominal.
Lumen info based on 90/95CRI 4000K.
See page 11 for wiring accessories.
Specifications subject to change without notice. See spec sheet or jescolighting.com for more details.



DL-FLEX2-SC

SINGLE-CUT

80+ CRI	449 Lm/Ft	4.3 W/Ft	105 Lm/W	36 LED/Ft	120°	3/8" MIN	20' MAX	DIM	DRY	UL LISTED	NIC CLOSET RATED	C, E TYPE ACCESSORIES
27K	30K	35K	40K	50K	65K							

- Precise sizing with a short cut length of less than every 1/2", cuttable after every LED.
- High-density LED configuration provides even, diffused illumination without dark spots.



DL-FLEX2-HD-CV

HIGH DENSITY

3 SDCM	80+ CRI	564 Lm/Ft	6.0 W/Ft	94 Lm/W	72 LED/Ft	120°	1" MIN	14' MAX	DIM	DRY	UL LISTED	NIC CLOSET RATED	F TYPE ACCESSORIES
27K	30K	35K	40K	60K									

- Super High-Density LED configuration delivers ultra brightness and seamless illumination with no dark spots.
- Achieve sharp 90° or tighter bends at the cut marks.
- Approved for Closet Applications when installed with a Channel and Lens in accordance with NEC.



DL-FLEX2-SEL

SINGLE EDGE-LIT

80+ CRI	237 Lm/Ft	2.9 W/Ft	81 Lm/W	36 LED/Ft	120°	2" MIN	30' MAX	DIM	DRY	UL LISTED	G TYPE ACCESSORIES
27K	30K	35K	40K	50K	65K						

- Provides a uniform beam pattern on one edge, perfect for wrapping around an architectural feature for up/down illumination.



DL-FLEX2-DEL

DOUBLE EDGE-LIT

80+ CRI	395 Lm/Ft	3.7 W/Ft	107 Lm/W	72 LED/Ft	220°	1" MIN	20' MAX	DIM	DRY	UL LISTED	G TYPE ACCESSORIES
27K	30K	35K	40K	50K	65K						

- Provides a uniform beam pattern on both edges, perfect for wrapping around an architectural feature for up and down illumination.
- Super High-Density LED configuration delivers even brightness and seamless illumination with no dark spots.

TO ORDER

SERIES

MODEL

CCT

DL-FLEX2

-

-

SC - Single Cut LED
 HD-CV - High Density
 SEL - Single Edge-Lit
 DEL - Double Edge-Lit

See selection above

All sizes are nominal.
 Lumen info based on 90CRI 4000K.
 See page 11 for wiring accessories.
 Specifications subject to change without notice. See spec sheet or jescolighting.com for more details.

FLEX2 SERIES • COLOR CHANGING



DL-FLEX2-UP-RGB

RGB COLOR CHANGING WITH IC CHIP

123 Lm/Ft	3.9 W/Ft	32 Lm/W		18 LED/Ft		4" MIN	20' MAX		DRY		H TYPE ACCESSORIES
-----------	----------	---------	--	-----------	--	--------	---------	--	-----	--	--------------------

- Programmable to produce any color using RGB or DMX control.
- High-density LED configuration provides even, diffused illumination without dark spots.



DL-FLEX2-RGB-HD

HIGH DENSITY RGB COLOR CHANGING

198 Lm/Ft	3.8 W/Ft	30 Lm/W		36 LED/Ft		2" MIN	20' MAX		DRY		I TYPE ACCESSORIES
-----------	----------	---------	--	-----------	--	--------	---------	--	-----	--	--------------------

- Programmable to produce any color using RGBW or DMX control.
- The addition of the White LED expands the color range to include pastels.



DL-FLEX2-RGBW

RGBW COLOR CHANGING

251 Lm/Ft	4.0 W/Ft	65 Lm/W		18 LED/Ft		4" MIN	20' MAX		DRY		J TYPE ACCESSORIES
-----------	----------	---------	--	-----------	--	--------	---------	--	-----	--	--------------------

- Programmable to create light output of any color with the use of an RGBW or DMX control.
- The addition of the White LED expands the range of color palette to include pastels.



DL-FLEX2-RGBWW

RGBWW COLOR CHANGING

289 Lm/Ft	4.69 W/Ft	62 Lm/W		54 LED/Ft		4" MIN	16.4' MAX		DRY	
-----------	-----------	---------	--	-----------	--	--------	-----------	--	-----	--

- Programmable for any color with RGBWW or DMX control.
- Two extra white LEDs expand the color range, achieving pastels and nuanced tones beyond what RGB or RGBW alone can offer.
- High-density LEDs ensure even, diffused illumination without dark spots.



DL-FLEX2-RGBW-DMX

DMX ADDRESSABLE RGBW COLOR CHANGING

90+ CRI	240 Lm/Ft	5.8 W/Ft	41 Lm/W		36 LED/Ft		2" MIN	16' MAX		DRY	
---------	-----------	----------	---------	--	-----------	--	--------	---------	--	-----	--

- Programmable to move and chase, and achieve an aurora of millions of colors.
- Each 2" section, or bank of 6 LEDs can be addressable and fully customizable up to 100 sections.
- High-density LED configuration provides even, diffused illumination without dark spots.

TO ORDER

SERIES

MODEL

DL-FLEX2 -

- RGB** - RGB Color Changing with IC chip
- RGB-HD** - High density RGB Color Changing
- RGBW** - RGBW Color Changing
- RGBWW** - RGBWW Color Changing
- RGBW-DMX** - DMX Addressable RGBW Color Changing

All sizes are nominal. See page 11 for wiring accessories. Specifications subject to change without notice. See spec sheet or jescolighting.com for more details.



DL-FLEX-WETCC

OUTDOOR STATIC

80+ CRI	120 Lm/Ft.	1.3 W/Ft.	92 Lm/W	18 LED/Ft	120°	4" MIN	30' MAX	DIM	WET	IP66	UL LISTED	K TYPE ACCESSORIES
---------	------------	-----------	---------	-----------	------	--------	---------	-----	-----	------	-----------	--------------------

WW (30K) NW (40K)

- Suitable for Outdoor and Indoor applications.
- Rated IP66, with waterproof connections and endcaps.
- Constant Current IC technology ensures uniform intensity and output throughout the entire run.



DL-FLEX-WETCC-HO

OUTDOOR HIGH OUTPUT STATIC

80+ CRI	280 Lm/Ft.	3.25 W/Ft.	86 Lm/W	18 LED/Ft	120°	4" MIN	20' MAX	DIM	WET	IP66	UL LISTED	K TYPE ACCESSORIES
---------	------------	------------	---------	-----------	------	--------	---------	-----	-----	------	-----------	--------------------

WW (30K) NW (40K)

- Suitable for Outdoor and Indoor applications requiring High Output.
- Rated IP66, with waterproof connections and endcaps.
- Constant Current IC technology ensures uniform intensity and output throughout the entire run.



DL-FLEX-WETCC-RGB

OUTDOOR RGB COLOR CHANGING

96 Lm/Ft	3.9 W/Ft.	25 Lm/W	RGB	18 LED/Ft	120°	4" MIN	20' MAX	DIM	WET	IP66	UL LISTED	L TYPE ACCESSORIES
----------	-----------	---------	-----	-----------	------	--------	---------	-----	-----	------	-----------	--------------------

- Suitable for Outdoor and Indoor applications.
- Programmable to produce any color using RGBW or DMX control
- Rated IP66, with waterproof connections and endcaps.
- Constant Current IC technology ensures uniform intensity and output throughout the entire run.

TO ORDER

SERIES **MODEL** **CCT**

DL-FLEX - -

WETCC - Wet Locations
WETCC-HO - Wet Locations High Output
WETCC-RGB - Wet Locations Color Changing

See selection above

All sizes are nominal.
 See page 11 for wiring accessories.
 Specifications subject to change without notice. See spec sheet or jescolighting.com for more details.

FLEX2 SERIES • MOUNTING CHANNEL GUIDE

Model No. Application/Feature

CH-SM-31 SURFACE MOUNT

Available lens options: Clear, Frosted, Opal

Beam angle: CL, CL15, FR, FR60

Shape: OP, AROP, SOP

Min LED/FT to achieve full diffusion: 18, 36, 54, 72, NPX

Dimensions: W 0.67" 17mm, H1 0.34" 9mm, H2 0.53" 13mm, IW 0.48" 12mm

Code: 72

<p>CH-ME-32 RECESSED MILLWORK</p> <p>FR</p> <p>W 0.50" 13mm H 0.47" 12mm IW 0.22" 6mm</p> <p>NPX</p>	<p>CH-ME-33 SURFACE MOUNT</p> <p>FR</p> <p>W 0.31" 8mm H 0.37" 9.5mm IW 0.22" 6mm</p> <p>NPX</p>	<p>CH-SM-36 45° SURFACE MOUNT</p> <p>FR</p> <p>W 0.39" 10mm H 0.39" 10mm IW 0.22" 6mm</p> <p>NPX</p>	<p>CH-SM-31 SURFACE MOUNT</p> <p>CL FR OP FR60</p> <p>W 0.67" 17mm H1 0.34" 9mm H2 0.53" 13mm IW 0.48" 12mm</p> <p>72</p>	<p>CH-SM-33 SURFACE MOUNT</p> <p>CL FR OP</p> <p>W 0.93" 24mm H 0.43" 11mm IW 0.79" 20mm</p> <p>72</p>	<p>CH-SM-21 SURFACE MOUNT</p> <p>CL FR OP FR60</p> <p>W 0.67" 17mm H1 0.60" 15mm H2 0.88" 22mm IW 0.48" 12mm</p> <p>36</p>
<p>CH-SM-26 SURFACE MOUNT</p> <p>CL15 CL30 CL60</p> <p>W 0.67" 17mm H 0.79" 20mm IW 0.40" 10mm</p> <p>NPX</p>	<p>CH-SM-25 SURFACE MOUNT PENDANT</p> <p>OP</p> <p>W 0.82" 21mm H 0.82" 21mm IW 0.48" 12mm</p> <p>72</p>	<p>CH-SM-35 45° SURFACE MOUNT</p> <p>AROP ARFR TROP</p> <p>W 0.63" 16mm H 0.63" 16mm IW 0.38" 10mm</p> <p>72</p>	<p>CH-SM-24 45° SURFACE MOUNT</p> <p>CL FR OP</p> <p>W 0.72" 18mm H 0.72" 18mm IW 0.55" 14mm</p> <p>72</p>	<p>CH-SM-37 CLOSET ROD</p> <p>CL FR OP</p> <p>W 1.30" 33mm H 1.10" 28mm IW 0.55" 11mm</p> <p>72</p>	<p>CH-SM-38 SURFACE MOUNT VERTICAL BEND</p> <p>OP</p> <p>W 0.72" 18mm H 0.22" 6mm IW 0.48" 12mm</p> <p>NPX</p>
<p>CH-RI-18 SURFACE MOUNT</p> <p>OP</p> <p>W 1.00" 25mm H 1.10" 28mm IW 0.87" 22mm</p> <p>18</p>	<p>CH-RI-17 SURFACE MOUNT PENDANT</p> <p>OP</p> <p>W 1.35" 35mm H 1.35" 35mm IW 0.94" 24mm</p> <p>18</p>	<p>CH-SM-32 RECESSED MILLWORK</p> <p>CL FR OP</p> <p>W 0.91" 23mm H 0.31" 8mm IW 0.48" 12mm</p> <p>72</p>	<p>CH-SM-34 RECESSED MILLWORK</p> <p>FR OP</p> <p>W 1.20" 31mm H 0.40" 10mm IW 0.79" 20mm</p> <p>72</p>	<p>CH-SM-22 RECESSED MILLWORK</p> <p>CL FR OP</p> <p>W 0.91" 23mm H 0.60" 15mm IW 0.48" 12mm</p> <p>36</p>	<p>CH-RI-19 RECESSED MILLWORK & DRYWALL</p> <p>OP</p> <p>W 1.97" 50mm H 1.35" 35mm IW 0.94" 24mm</p> <p>18</p>
<p>CH-RM-31 RECESSED MUD-IN</p> <p>OP</p> <p>W 2.23" 53mm H 0.55" 14mm IW 0.41" 11mm</p> <p>36</p>	<p>CH-RM-32 RECESSED MUD-IN</p> <p>OP</p> <p>W 2.42" 62mm H 0.55" 14mm IW 0.81" 21mm</p> <p>36</p>	<p>CH-RM-33 RECESSED MUD-IN</p> <p>OP</p> <p>W 3.44" 88mm H 0.73" 19mm IW 1.46" 37mm</p> <p>36</p>	<p>CH-RM-34 RECESSED MUD-IN</p> <p>INDIRECT</p> <p>OP</p> <p>W 0.68" 17mm H 3.78" 96mm IW 0.67" 17mm</p> <p>18</p>	<p>CH-RM-35 RECESSED MUD-IN</p> <p>INDIRECT</p> <p>OP</p> <p>W 0.68" 17mm H 5.27" 134mm IW 0.67" 17mm</p> <p>18</p>	<p>CH-RM-36 COVE</p> <p>INDIRECT</p> <p>CL FR OP</p> <p>W 2.88" 73mm H 1.19" 30mm IW 0.51" 17mm</p> <p>18</p>
<p>CH-RM-41 RECESSED MUD-IN 3D BEND</p> <p>OP</p> <p>W 2.23" 53mm H 0.55" 14mm IW 0.55" 14mm</p> <p>36</p>	<p>CH-RM-32 RECESSED FLOOR</p> <p>OP</p> <p>W 0.84" 21mm H 1.03" 26mm IW 0.48" 12mm</p> <p>18</p>	<p>CH-FL-31 RECESSED FLOOR</p> <p>OP</p> <p>W 0.87" 22mm H 0.51" 13mm IW 0.48" 12mm</p> <p>72</p>			

A DL-FLEX2-UP Accessories

DL-FLEX2-PC	18" Input Power Connector
DL-FLEX2-PC-HW	19" Input Power Connector
DL-FLEX2-PC2	12 5/8" Input Power Connector
DL-FLEX2-PC2-HW	13 5/8" Input Power Connector
DL-FLEX2-PT	13" Output Power Connector
DL-FLEX2-PT-HW	19" Output Power Connector
DL-FLEX2-X-CONN	Universal "L", "X" & "T" connector
DL-FLEX2-CC3	3" Flexible Mid-connector
DL-FLEX2-CC6	6" Flexible Mid-connector
DL-FLEX2-CC12	12" Flexible Mid-connector
DL-FLEX2-CC24	24" Flexible Mid-connector

B Crystal Connectors 10

DL-FLEX2-CRYSCONN10-PC40-HW	40" Hardwire Power Cord
DL-FLEX2-CRYSCONN10-PC79-HW	79" Hardwire Power Cord
DL-FLEX2-CRYSCONN10-PC40	40" Plug & Play Power Cord
DL-FLEX2-CRYSCONN10-CC06	6" Connecting cable
DL-FLEX2-CRYSCONN10-TT	Tape to Tape Connector

C Clamp Connectors 10A

DL-FLEX2-CLAMP-PC-HW-10A	12" Hardwire Power Cord.
DL-FLEX2-CLAMP-PC-10A	12" Plug & Play Power Cord.
DL-FLEX2-CLAMP-CC3-10A	3" Connecting Cable
DL-FLEX2-CLAMP-CC6-10A	6" Connecting Cable
DL-FLEX2-CLAMP-CC12-10A	12" Connecting Cable
DL-FLEX2-CLAMP-TT10A	Tape to Tape Connector
DL-FLEX2-CLAMP-WT10A	Wire to Tape Connector

D Clamp Connectors 10B

DL-FLEX2-CLAMP-PC-HW-10B	12" Hardwire Power Cord.
DL-FLEX2-CLAMP-PC-10B	12" Plug and Play Power Cord.
DL-FLEX2-CLAMP-CC3-10B	3" Connecting Cable
DL-FLEX2-CLAMP-CC6-10B	6" Connecting Cable
DL-FLEX2-CLAMP-CC12-10B	12" Connecting Cable
DL-FLEX2-CLAMP-TT10B	Tape to Tape Connector
DL-FLEX2-CLAMP-WT10B	Wire to Tape Clamp Connector

E Terminal Block Connectors

DL-FLEX2-TB10-PC-HW	12" Hardwire Input Power Connector
DL-FLEX2-TB10-PC-PP	12" Plug and Play Input Power Connector
DL-FLEX2-TB10-CC12	12" Connecting Cable.
DL-FLEX2-TB10-ICONN	Direct I Connector.
DL-FLEX2-TB10-LCONN	Direct Corner L Connector.
DL-FLEX2-TB10-WT	Wire-to-Tape Connector
DL-FLEX2-TB10-PC79-HW	79" Hardwire Power Lead
DL-FLEX2-TB-PT-M	Tool-less terminal block PT-M
DL-FLEX2-TB-PT-F	Tool-less terminal block PT-F

F Clamp Connectors 12B

DL-FLEX2-CLAMP-PC40-HW-12B	40" Hardwire Power Cord.
DL-FLEX2-CLAMP-PC79-HW-12B	79" Hardwire Power Cord.
DL-FLEX2-CLAMP-PC40-12B	40" Plug & Play Power Cord.
DL-FLEX2-CLAMP-CC06-12B	6" Connecting Cable
DL-FLEX2-CLAMP-TT12B	Tape to Tape Connector

G Clamp Connectors 08

DL-FLEX2-CLAMP-PC-HW-08	Hardwire Power Cord.
DL-FLEX2-CLAMP-PC-08	Plug & Play Power Cord.
DL-FLEX2-CLAMP-CC3-08	3" Connecting Cable
DL-FLEX2-CLAMP-CC6-08	6" Connecting Cable
DL-FLEX2-CLAMP-CC12-08	12" Connecting Cable
DL-FLEX2-CLAMP-TT08	Tape to Tape Connector
DL-FLEX2-CLAMP-WT08	Wire to Tape Connector

H DL-FLEX2-UP-RGB Connectors

DL-FLEX-RGB-PC	44" Input Power Connector
DL-FLEX-RGB-PT	15" Output Power Connector
DL-FLEX-RGB-CC6	6" Flexible Mid-Connector
DL-FLEX-RGB-CC12	12" Flexible Mid-Connector
DL-FLEX-RGB-X-C	Universal, Field Cut, "L", "X" & "T" Connector
DL-FLEX2-RGB-X-CONN	Universal, Field Cut, "L", "X" & "T" Connector

I DL-FLEX2-RGB-HD Connectors

DL-FLEX2-RGB-HD-PC	7" Hardwire Power Cord
DL-FLEX2-RGB-HD-CC6	6" Flexible Connecting Cable
DL-FLEX2-RGB-HD-IC	In-line Connector for the DL-FLEX2-RGB-HD

J DL-FLEX2-RGBW Connectors

DL-FLEX2-CLAMP-PC-HW-12	Hardwire Power Cord
DL-FLEX2-CLAMP-CC3-12	3" Connecting Cable
DL-FLEX2-CLAMP-CC6-12	6" Connecting Cable
DL-FLEX2-CLAMP-CC6-12	12" Connecting Cable
DL-FLEX2-CLAMP-WT12	Wire to Tape Connector
DL-FLEX2-CLAMP-TT12	Tape to Tape Connector

K Outdoor Factory Sealed Custom Length Soldered Connectors

DL-FLEX2-OD-PT-M	Plug and Play Power Cord
DL-FLEX2-OD-PT-F	Plug and Play Output Power Cord
DL-FLEX2-OD-PC-HW	Hardwire Lead
DL-FLEX2-OD-CC	Connecting cable
DL-FLEX2-OD-EC	End Cap

Outdoor Field-Assembled Connectors

DL-FLEX2-ODCONN12-PC40-HW	40" Hardwire power cord
DL-FLEX2-ODCONN12-PC79-HW	79" Hardwire power cord
DL-FLEX2-ODCONN12-CC08	8" Connecting cable
DL-FLEX2-ODCONN12-CC12	12" Connecting cable
DL-FLEX2-ODCONN12-TT	Tape to Tape Connector
DL-FLEX2-OD-EC-L	Clear end cap

L RGB Outdoor Connectors

DL-FLEX-OD-RGB-PC-HW	12" Input/Output Power Connector
DL-FLEX2-ODCONN12-RGB-PC40-HW	40" Hardwire Power Cord
DL-FLEX2-ODCONN12-RGB-PC79-HW	79" Hardwire Power Cord
DL-PS-OD-RGB-PT-M	Input Power Connector
DL-PS-OD-RGB-PT-F	Output Power Connector
DL-FLEX2-ODCONN12-RGB-CC08	8" Connecting Cable
DL-FLEX2-ODCONN12-RGB-TT	Tape To Tape Connector
DL-FLEX2-OD-EC-L	Clear End Cap
DL-FLEX-OD-RGB-EC	End Cap.

SWITCHES & SENSORS



Model	Description	Dimensions	Input Voltage	Rated Wattage	Dimming	Indoor - DRY
DL-PS-SW-WH	In-Line Capacitive Switch Touch On/Off with Dimming	7/8" Ø x 5/8" H	12-24V DC	96W	Touch and hold	●
DL-PS-SW-PIR-DOOR	In-Line Short-Distance Passive Infrared Sensor with an On/Off Switch for doors	1 3/4" L x 1 1/8" W x 3/8" H	12-24V DC	96W	Touch and hold	●
DL-PS-SW-PIR-BK	In-Line Passive Infrared Sensor Switch With Dusk to Dawn Motion Sensor	1 3/4" L x 1 5/8" W x 3/4" H	12-24V DC	96W		●

24V DC PLUG & PLAY ELECTRONIC LED POWER SUPPLIES



Model	Rated Wattage	Dimensions	Input Voltage	Output Voltage	Dimming	Indoor - DRY	UL Listed	LPS	Class 2
DL-PS-WP24/24	24W	3 1/4" L x 1 5/8" W x 1 1/4" H	120V AC	24V DC	0-10V ¹	●	●	●	
DL-PS-24/24	24W	3 1/2" L x 1 1/2" W x 1" H	100-240V AC	24V DC	0-10V ¹	●	●	●	
DL-PS-48/24	48W	4 3/8" L x 2" W x 1 1/2" H	100-240V AC	24V DC	0-10V ¹	●	●	●	
DL-PS-60/24	60W	4 3/8" L x 2" W x 1 1/2" H	100-240V AC	24V DC	0-10V ¹	●	●	●	
DL-PS-60/24-CL2	60W	5 3/8" L x 2 3/8" W x 1 3/8" H	90 ~ 264V AC	24V DC	0-10V ¹	●	●		●
DL-PS-90/24-CL2	90W	6 3/4" L x 2 1/2" W x 1 1/8" H	90 ~ 264V AC	24V DC	0-10V ¹	●	●		●
DL-PS-100/24-CL2	96W	7 7/8" L x 2 3/4" W x 1 3/8" H	100-120V AC	24V DC	0-10V ¹	●	●		●




24V DC HARDWIRE ELECTRONIC LED POWER SUPPLIES





Model	Rated Wattage	Dimensions	Input Voltage	Output Voltage	Dimming	Indoor - DRY	Indoor - DAMP	UL Listed	UL Recognized	Class 2	Class P
DL-PS-96/24-HWD	96W	9 1/2" L x 1 11/16" W x 1" H	120-277V AC	24V DC		●	●	●		●	●
DL-PS-100/24-TB	96W	8" L x 2 7/8" W x 1 1/2" H	100-240V AC	24V DC		●			●	●	

¹ May be dimmed with LC-DIM5A
See Specs for more details. Specifications are subject to change without notice




24V DC HARDWIRE ELECTRONIC LED POWER SUPPLIES IN JUNCTION BOX ENCLOSURE

Model	Rated Wattage	Dimensions	Input Voltage	Output Voltage	Dimming	Indoor - DRY	Outdoor - WET	UL Listed	ETL Listed	Class 2	Class P
 DL-PS-30/24-JB-OD-S	30W	6 3/4" L x 3 3/4" W x 1 3/4" H	100-277V AC	24V DC		●	●	●		●	●
DL-PS-60/24-JB-OD-S	60W	7 5/8" L x 3 3/4" W x 1 3/4" H	100-277V AC	24V DC		●	●	●		●	●
DL-PS-96/24-JB-OD-S	96W	8 7/8" L x 3 3/4" W x 1 3/4" H	100-277V AC	24V DC		●	●	●		●	●
 DL-PS-40/24-JB-DIM-A	40W	7" L x 2 3/4" W x 1 3/8" H	120-277V AC	24V DC	TRIAC ELV	●			●	●	
DL-PS-60/24-JB-DIM-A	60W	7" L x 2 3/4" W x 1 3/8" H	120-277V AC	24V DC	TRIAC ELV	●			●	●	
DL-PS-96/24-JB-DIM-A	96W	7" L x 2 3/4" W x 1 3/8" H	120-277V AC	24V DC	TRIAC ELV	●			●	●	
 DL-PS-30/24-JB-OD-UNI-DIM	30W	6 3/4" L x 3 3/4" W x 1 3/4" H	100-277V AC	24V DC	TRIAC, ELV, 0-10V	●	●	●		●	
DL-PS-60/24-JB-OD-UNI-DIM	60W	7 5/8" L x 3 3/4" W x 1 3/4" H	100-277V AC	24V DC	TRIAC, ELV, 0-10V	●	●	●		●	
DL-PS-96/24-JB-OD-UNI-DIM	96W	8 7/8" L x 3 3/4" W x 1 3/4" H	100-277V AC	24V DC	TRIAC, ELV, 0-10V	●	●	●		●	
DL-PS-96x2/24-JB-OD-UNI-DIM	192W	11 7/8" L x 4 1/8" W x 1 3/4" H	100-277V AC	24V DC	TRIAC, ELV, 0-10V	●	●	●		●	
DL-PS-96x3/24-JB-OD-UNI-DIM	288W	12 7/8" L x 4 1/8" W x 1 3/4" H	100-277V AC	24V DC	TRIAC, ELV, 0-10V	●	●	●		●	
DL-PS-96x4/24-JB-OD-UNI-DIM	384W	12 7/8" L x 4 1/8" W x 1 3/4" H	100-277V AC	24V DC	TRIAC, ELV, 0-10V	●	●	●		●	
DL-PS-96/24-347V-JB-OD-DIM	96W	8 5/8" L x 5" W x 1 3/4" H	200-347V AC	24V DC	0-10V	●	●	●		●	

24V DC HARDWIRE LUTRON™ LED POWER SUPPLIES

Model	Rated Wattage	Dimensions	Input Voltage	Output Voltage	Dimming	Indoor - DRY	UL Listed	Class 2
 DL-PS-L3DA3W	40W	4 3/4" L x 4" W x 2 5/8" H	120-277V AC	24V DC	Lutron 3-Wire	●	●	●
 DL-PS-L3D03W	96W	10 1/2" L x 5 1/2" W x 1 7/8" H	120-277V AC	24V DC	Lutron 3-Wire	●	●	●

² For 277V AC input consult factory for details. See Specs for more details. Specifications are subject to change without notice.



For full selection of JESCO catalogs and brochures, downloadable and printable flip-books please visit www.jescolighting.com/resources/catalogs-new/ or follow the QR code link.

D

DL-FLEX2-3D-4W.....	6	DL-FLEX2-LR62.....	6	DL-FLEX2-UP.....	4
DL-FLEX2-CC3.....	11	DL-FLEX2-OD-CC.....	11	DL-FLEX2-UP-3D.....	4
DL-FLEX2-CC6.....	11	DL-FLEX2-ODCONN12-CC08.....	11	DL-FLEX2-UP-HO.....	4
DL-FLEX2-CC12.....	11	DL-FLEX2-ODCONN12-CC12.....	11	DL-FLEX2-UP-RGB.....	8
DL-FLEX2-CC24.....	11	DL-FLEX2-ODCONN12-PC40-HW.....	11	DL-FLEX2-UP-ULTRA.....	4
DL-FLEX2-CLAMP-CC3-08.....	11	DL-FLEX2-ODCONN12-PC79-HW.....	11	DL-FLEX2-X-CONN.....	11
DL-FLEX2-CLAMP-CC3-10A.....	11	DL-FLEX2-ODCONN12-PC79-HW.....	11	DL-FLEX-OD-RGB-EC.....	11
DL-FLEX2-CLAMP-CC3-10B.....	11	DL-FLEX2-ODCONN12-PC79-HW.....	11	DL-FLEX-OD-RGB-PC-HW.....	11
DL-FLEX2-CLAMP-CC3-12.....	11	DL-FLEX2-ODCONN12-PC79-HW.....	11	DL-FLEX-RGBCC6.....	11
DL-FLEX2-CLAMP-CC6-08.....	11	DL-FLEX2-ODCONN12-PC79-HW.....	11	DL-FLEX-RGBCC12.....	11
DL-FLEX2-CLAMP-CC6-10A.....	11	DL-FLEX2-ODCONN12-PC79-HW.....	11	DL-FLEX-RGB-PC.....	11
DL-FLEX2-CLAMP-CC6-10B.....	11	DL-FLEX2-ODCONN12-PC79-HW.....	11	DL-FLEX-RGB-PT.....	11
DL-FLEX2-CLAMP-CC6-12.....	11	DL-FLEX2-ODCONN12-PC79-HW.....	11	DL-FLEX-RGB-X-C.....	11
DL-FLEX2-CLAMP-CC06-12B.....	11	DL-FLEX2-ODCONN12-PC79-HW.....	11	DL-FLEX-WETCC.....	9
DL-FLEX2-CLAMP-CC12-08.....	11	DL-FLEX2-ODCONN12-PC79-HW.....	11	DL-FLEX-WETCC-HO.....	9
DL-FLEX2-CLAMP-CC12-10A.....	11	DL-FLEX2-ODCONN12-PC79-HW.....	11	DL-FLEX-WETCC-RGB.....	9
DL-FLEX2-CLAMP-CC12-10B.....	11	DL-FLEX2-ODCONN12-PC79-HW.....	11	DL-PS-24/24.....	12
DL-FLEX2-CLAMP-PC-08.....	11	DL-FLEX2-ODCONN12-PC79-HW.....	11	DL-PS-30/24-JB-OD-S.....	13
DL-FLEX2-CLAMP-PC-10A.....	11	DL-FLEX2-ODCONN12-PC79-HW.....	11	DL-PS-30/24-JB-OD-UNI-DIM.....	13
DL-FLEX2-CLAMP-PC-10B.....	11	DL-FLEX2-ODCONN12-PC79-HW.....	11	DL-PS-40/24-JB-DIM-A.....	13
DL-FLEX2-CLAMP-PC40-12B.....	11	DL-FLEX2-ODCONN12-PC79-HW.....	11	DL-PS-48/24.....	12
DL-FLEX2-CLAMP-PC40-HW-12B.....	11	DL-FLEX2-ODCONN12-PC79-HW.....	11	DL-PS-60/24.....	12
DL-FLEX2-CLAMP-PC79-HW-12B.....	11	DL-FLEX2-ODCONN12-PC79-HW.....	11	DL-PS-60/24-CL2.....	12
DL-FLEX2-CLAMP-PC-HW-08.....	11	DL-FLEX2-ODCONN12-PC79-HW.....	11	DL-PS-60/24-JB-DIM-A.....	13
DL-FLEX2-CLAMP-PC-HW-10A.....	11	DL-FLEX2-ODCONN12-PC79-HW.....	11	DL-PS-60/24-JB-OD-S.....	13
DL-FLEX2-CLAMP-PC-HW-10B.....	11	DL-FLEX2-ODCONN12-PC79-HW.....	11	DL-PS-60/24-JB-OD-UNI-DIM.....	13
DL-FLEX2-CLAMP-PC-HW-12.....	11	DL-FLEX2-ODCONN12-PC79-HW.....	11	DL-PS-90/24-CL2.....	12
DL-FLEX2-CLAMP-TT08.....	11	DL-FLEX2-ODCONN12-PC79-HW.....	11	DL-PS-96/24-347V-JB-OD-DIM.....	13
DL-FLEX2-CLAMP-TT10A.....	11	DL-FLEX2-ODCONN12-PC79-HW.....	11	DL-PS-96/24-HWD.....	12
DL-FLEX2-CLAMP-TT10B.....	11	DL-FLEX2-ODCONN12-PC79-HW.....	11	DL-PS-96/24-JB-DIM-A.....	13
DL-FLEX2-CLAMP-TT12.....	11	DL-FLEX2-ODCONN12-PC79-HW.....	11	DL-PS-96/24-JB-OD-S.....	13
DL-FLEX2-CLAMP-TT12B.....	11	DL-FLEX2-ODCONN12-PC79-HW.....	11	DL-PS-96/24-JB-OD-UNI-DIM.....	13
DL-FLEX2-CLAMP-WT08.....	11	DL-FLEX2-ODCONN12-PC79-HW.....	11	DL-PS-96x2/24-JB-OD-UNI-DIM.....	13
DL-FLEX2-CLAMP-WT10A.....	11	DL-FLEX2-ODCONN12-PC79-HW.....	11	DL-PS-96x3/24-JB-OD-UNI-DIM.....	13
DL-FLEX2-CLAMP-WT10B.....	11	DL-FLEX2-ODCONN12-PC79-HW.....	11	DL-PS-96x4/24-JB-OD-UNI-DIM.....	13
DL-FLEX2-CLAMP-WT12.....	11	DL-FLEX2-ODCONN12-PC79-HW.....	11	DL-PS-100/24-CL2.....	12
DL-FLEX2-CRYSCONN10-CC06.....	11	DL-FLEX2-ODCONN12-PC79-HW.....	11	DL-PS-100/24-TB.....	12
DL-FLEX2-CRYSCONN10-PC40.....	11	DL-FLEX2-ODCONN12-PC79-HW.....	11	DL-PS-L3D03W.....	13
DL-FLEX2-CRYSCONN10-PC40-HW.....	11	DL-FLEX2-ODCONN12-PC79-HW.....	11	DL-PS-L3DA3W.....	13
DL-FLEX2-CRYSCONN10-PC79-HW.....	11	DL-FLEX2-ODCONN12-PC79-HW.....	11	DL-PS-OD-RGB-PT-F.....	11
DL-FLEX2-CRYSCONN10-TT.....	11	DL-FLEX2-ODCONN12-PC79-HW.....	11	DL-PS-OD-RGB-PT-M.....	11
DL-FLEX2-DEL.....	7	DL-FLEX2-ODCONN12-PC79-HW.....	11	DL-PS-SW-PIR-BK.....	12
DL-FLEX2-DTW.....	6	DL-FLEX2-ODCONN12-PC79-HW.....	11	DL-PS-SW-PIR-DOOR.....	12
DL-FLEX2-FS.....	6	DL-FLEX2-ODCONN12-PC79-HW.....	11	DL-PS-SW-WH.....	12
DL-FLEX2-HD-CV.....	7	DL-FLEX2-ODCONN12-PC79-HW.....	11	DL-PS-WP24/24.....	12
		DL-FLEX2-PC.....	11		
		DL-FLEX2-PC2.....	11		
		DL-FLEX2-PC2-HW.....	11		
		DL-FLEX2-PC-HW.....	11		
		DL-FLEX2-PT.....	11		
		DL-FLEX2-PT-HW.....	11		
		DL-FLEX2-RGB-HD.....	8		
		DL-FLEX2-RGB-HD-CC6.....	11		
		DL_FLEX2-RGB-HD-IC.....	11		
		DL-FLEX2-RGB-HD-PC.....	11		
		DL-FLEX2-RGBW.....	8		
		DL-FLEX2-RGBW-DMX.....	8		
		DL-FLEX2-RGBWW.....	8		
		DL-FLEX2-RGB-X-CONN.....	11		
		DL-FLEX2-SC.....	7		
		DL-FLEX2-SEL.....	7		
		DL-FLEX2-SHD.....	5		
		DL-FLEX2-SHE.....	5		
		DL-FLEX2-SHE-HO.....	5		
		DL-FLEX2-SHO.....	5		
		DL-FLEX2-TB10-CC12.....	11		
		DL-FLEX2-TB10-ICONN.....	11		
		DL-FLEX2-TB10-LCONN.....	11		
		DL-FLEX2-TB10-PC79-HW.....	11		
		DL-FLEX2-TB10-PC-HW.....	11		
		DL-FLEX2-TB10-PC-PP.....	11		
		DL-FLEX2-TB10-WT.....	11		
		DL-FLEX2-TB-PT-F.....	11		
		DL-FLEX2-TB-PT-M.....	11		
		DL-FLEX2-TB-WT10.....	11		



For more details & product specifications please visit JESCOLIGHTING.COM



**NEW YORK
CORPORATE OFFICE**
15 Harbor Park Drive
Port Washington NY 11050

LOS ANGELES
219 South 6th Avenue
City Of Industry CA 91746

Toll Free: 800 527 7796
Tech Support: 855.592.0029
Fax: 855 265 5768

JESCOLIGHTING.COM
info@jescolighting.com

© 2025 JESCO Lighting

LCAT-FLEX2 -V2-2025

