

RADIANTZ

PORTABLE POWER SYSTEM



RADIANZ PORTABLE POWER SYSTEM

The new **RADIANZ** Portable Power System, designed for use with JESCO's broad range of LED lighting products, provides the perfect solution for powering stand-alone exhibits, kiosks and gondolas, both permanent or temporary, without the cost of bringing power to the fixtures. The designer has the freedom to plan the space effectively to maximize traffic flow without being limited by the location of the power source. These exhibits can be easily relocated as the needs of the space change, without the cost of re-wiring the space.

The **RADIANZ BATT-LI** series is a portable, lithium-ion battery pack. Available in three capacities, the **RADIANZ** powers all of JESCO's 12V, 24V or 350mA LED fixtures at the lowest cost per watt hour in the market. Plug & Play power connections, an on/off switch, a four-level charge indicator, and an audible low battery warning make the battery pack very user-friendly. A plug-in charger is provided with each battery. A 100% charge is achievable in 3-5 hours depending on the capacity.



ADDITIONAL FEATURES

- LED charge level indicator
- Quick re-charging
- Over-discharge protection
- Over-charge protection
- Short-circuit protection
- Audible low battery warning
- 100Wh and 150Wh capacity batteries come with a 5V USB port for charging phones and tablets - max output 2A

APPLICATIONS

- Temporary & Permanent Exhibits
- Gondolas
- Kiosks
- Islands
- Trade Show Booths
- Display Windows
- Jewelry Cases
- Museum Displays
- Pop-ups

BATT-LI

RADIANZ PORTABLE POWER SYSTEM

Input Charging Voltage: 13V / 60W - use supplied charger

Output Voltage/Current: 12V / 24V / 350mA

Capacity: 100Wh / 150Wh / 266Wh

Full charge time: 3 hours / 4 hours / 5 hours

Integral USB Port: Yes (100Wh & 150Wh)

Cycle Life: >500 times, then 80% capacity

Environment: Indoor - Dry

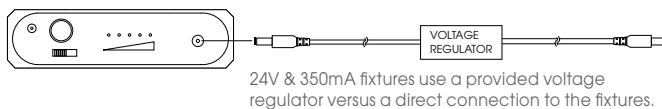
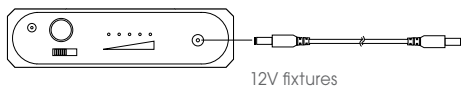

TO ORDER

MODEL	OUTPUT	CAPACITY
BATT-LI	12V - 12V 24V - 24V 350MA - 350 mA	100WH - 100Wh 150WH - 150Wh 266WH - 266Wh

See spec sheet or jescolighting.com for more details.



Battery Charger
included with each battery



TO DETERMINE THE BATTERY CAPACITY

Below are examples, on a hypothetical 4 foot shelf, of hours of use depending on the battery capacity and product type. Note: The battery can power several different products as long as they have the same input.

1 Determine Total Wattage
Must be of the same input type (24V, 12V, 350mA)




2 Determine Max Hours of Use
Must be of the same input type (24V, 12V, 350mA)



HYPOTHETICAL EXAMPLE FOR A 4 FOOT SHELF

Compatible Products	Input Type	Fixture Wattage (W)	Examples of Possible Discharge Hours				
			Fixtures or Feet on a 4 Foot Shelf ** (☀️)	Total Wattage (☀️)	100Wh* capacity (90Wh/☀️)	150Wh* capacity (135Wh/☀️)	266Wh* capacity (239Wh/☀️)
ARC201CV-4	12V	4.00 W	2	8.0 W	11.3 Hrs	16.9 Hrs	29.9 Hrs
ARC201CV-8	12V	8.00 W	3	24.0 W	3.8 Hrs	5.6 Hrs	10.0 Hrs
PK820CV-4	12V	4.00 W	2	8.0 W	11.3 Hrs	16.9 Hrs	29.9 Hrs
PK820CV-8	12V	8.00 W	3	24.0 W	3.8 Hrs	5.6 Hrs	10.0 Hrs
PK921-2	12V/24V	2.70W	4	10.8 W	8.3 Hrs	12.5 Hrs	22.1 Hrs
PK921-4	12V/24V	4.50 W	4	18.0 W	5.0 Hrs	7.5 Hrs	13.3 Hrs
PK923-2	12V/24V	2.70 W	4	10.8 W	8.3 Hrs	12.5 Hrs	22.1 Hrs
PK923-4	12V/24V	4.50 W	4	18.0 W	5.0 Hrs	7.5 Hrs	13.3 Hrs
SD100CV-6	12V	6.50 W	3	19.5 W	4.6 Hrs	6.9 Hrs	12.3 Hrs
SD100CV-8	12V	8.00 W	3	24.0 W	3.8 Hrs	5.6 Hrs	10.0 Hrs
SD105CV-4	12V	6.50 W	4	26.0 W	3.5 Hrs	5.2 Hrs	9.2 Hrs
SD105CV-8	12V	8 W	4	32.0 W	2.8 Hrs	4.2 Hrs	7.5 Hrs
SD109CV	12V	4.00 W	2	8.0 W	11.3 Hrs	16.9 Hrs	29.9 Hrs
SD183CV-6	12V	6.50 W	3	19.5 W	4.6 Hrs	6.9 Hrs	12.3 Hrs
SD183CV-8	12V	8.00 W	3	24.0 W	3.8 Hrs	5.6 Hrs	10.0 Hrs
PK811CC-4	350mA	4.00 W	3	12.0 W	7.5 Hrs	11.3 Hrs	19.9 Hrs
SD106CC	350mA	3.00 W	3	9.0 W	10.0 Hrs	15.0 Hrs	26.6 Hrs
SD107CC	350mA	3.00 W	2	6.0 W	15.0 Hrs	22.5 Hrs	39.8 Hrs
SD110CC	350mA	1.20 W	4	4.8 W	18.8 Hrs	28.1 Hrs	49.8 Hrs
SD111CC	350mA	1.20 W	4	4.8 W	18.8 Hrs	28.1 Hrs	49.8 Hrs
SD112CC	350mA	1.20 W	4	4.8 W	18.8 Hrs	28.1 Hrs	49.8 Hrs
SD120CC	350mA	1.20 W	4	4.8 W	18.8 Hrs	28.1 Hrs	49.8 Hrs
SD300CC	350mA	4.00 W	2	8.0 W	11.3 Hrs	16.9 Hrs	29.9 Hrs
SD304CC	350mA	3.00 W	2	6.0 W	15.0 Hrs	22.5 Hrs	39.8 Hrs
CBF	24V	6.00 W	4	24.0 W	3.8 Hrs	5.6 Hrs	10.0 Hrs
DL-FLEX-CTA	24V	2.50 W/Ft	4	10.0 W	9.0 Hrs	13.5 Hrs	23.9 Hrs
DL-FLEX-HD	24V	5.00 W/Ft	4	20.0 W	4.5 Hrs	6.7 Hrs	11.9 Hrs
DL-FLEX-UP-RGB	24V	3.90 W/Ft	4	15.6 W	5.8 Hrs	8.7 Hrs	15.3 Hrs
DL-FLEX-UP	24V	1.30 W/Ft	4	5.2 W	17.3 Hrs	25.9 Hrs	45.9 Hrs
DL-FLEX-UP-HO	24V	2.70 W/Ft	4	10.8 W	8.3 Hrs	12.5 Hrs	22.1 Hrs
DL-FLEX-UP-ULTRA	24V	4.20 W/Ft	4	16.8 W	5.3 Hrs	8.0 Hrs	14.2 Hrs
DL-FLEX-UP-ULTRA-NIC	24V	3.20 W/Ft	4	12.8 W	7.0 Hrs	10.5 Hrs	18.7 Hrs
DL-RS	24V	3.20 W/Ft	4	12.8 W	7 Hrs	10.54 Hrs	18.7 Hrs
DL-RS-RGB	24V	3.80 W/Ft	4	15.2 W	5.9 Hrs	8.8 Hrs	15.7 Hrs
RZ-SM-(SQ/RD)	24V	2.0 W/Module	4	8.0 W	11.25 Hrs	16.9 Hrs	29.9 Hrs
RZ-TR-(SQ/RD)	24V	2.0 W/Module	4	8.0 W	11.25 Hrs	16.9 Hrs	29.9 Hrs
S601P	24V	2.90 W	4	11.6 W	7.8 Hrs	11.6 Hrs	20.6 Hrs
S602P	24V	4.10 W	4	16.4 W	5.5 Hrs	8.2 Hrs	14.6 Hrs
S650	24V	2.47 W	4	9.9 W	9.1 Hrs	13.7 Hrs	24.2 Hrs
S902	24V	6.30 W	4	25.2 W	3.6 Hrs	5.4 Hrs	9.5 Hrs
SD283CV-4	24V	4.00 W	4	16.0 W	5.6 Hrs	8.4 Hrs	14.9 Hrs
SD283CV-6	24V	6.00 W	4	24.0 W	3.8 Hrs	5.6 Hrs	10.0 Hrs
SD383CV-4	24V	4.00 W	4	16.0 W	5.6 Hrs	8.4 Hrs	14.9 Hrs

* Watt Hours derated 10% (100Wh~90Wh, 150Wh~135Wh, 266Wh~239Wh)
** Hypothetical quantity. Not the maximum allowed. For example purposes only.



For more details and product specifications please visit JESCOLIGHTING.COM



NEW YORK

CORPORATE OFFICE

15 Harbor Park Drive
Port Washington NY 11050
TEL 800 527 7796
FAX 855 265 5768

LOS ANGELES

219 South 6th Avenue
City Of Industry CA 91746
TEL 626 333 3661
TEL 855 654 0110
FAX 626 333 2955

JESCOLIGHTING.COM
info@jescolighting.com

© 2019 JESCO LIGHTING

LCAT-BATT-LI2

